

## Product Datasheet

### Tlr2 Antibody (orb333869)

|                            |   |
|----------------------------|---|
| <b>Description</b>         | Mouse monoclonal antibody to Tlr2   |
| <b>Species/Host</b>        | Mouse   |
| <b>Reactivity</b>          | Human   |
| <b>Conjugation</b>         | Unconjugated  |
| <b>Tested Applications</b> | ICC   |
| <b>Immunogen</b>           | Purified recombinant fragment of mouse Tlr2 (AA: 628-777) expressed in E. Coli.   |
| <b>Target</b>              | Tlr2  |
| <b>Preservatives</b>       | Purified antibody in PBS with 0.05% sodium azide  |
| <b>Concentration</b>       | Approximately 1mg/ml (varies from batch to batch). Please inquire for precise concentration.  |
| <b>Storage</b>             | Maintain refrigerated at 2-8°C for up to 2 weeks. For long term storage store at -20°C in small aliquots to prevent freeze-thaw cycles. |
| <b>Note</b>                | For research use only   |
| <b>Isotype</b>             | Mouse IgG1  |
| <b>Clonality</b>           | Monoclonal  |
| <b>Clone Number</b>        | 7G5F4   |
| <b>MW</b>                  | 90kDa   |
| <b>Uniprot ID</b>          | <b>Q9QUN7</b>   |
| <b>Entrez</b>              | <b>24088</b>  |
| <b>Dilution Range</b>      | ICC: 1/200 - 1/1000; ELISA: 1/10000   |


**Biorbyt Ltd.**

7 Signet Court, Swann's Road,  
Cambridge, CB5 8LA, United Kingdom  
Email: [info@biorbyt.com](mailto:info@biorbyt.com), [support@biorbyt.com](mailto:support@biorbyt.com)  
Phone: [+44 \(0\) 1223 859-353](tel:+44(0)1223859353) | Fax: [+1 \(415\) 651-8558](tel:+1(415)6518558)

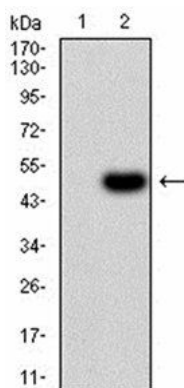
**Biorbyt LLC.**

68 TW Alexander Drive,  
Durham, NC, 27713, United States  
Email: [info@biorbyt.com](mailto:info@biorbyt.com), [support@biorbyt.com](mailto:support@biorbyt.com)  
Phone: [+1 \(415\) 906-5211](tel:+1(415)9065211) | Fax: [+1 \(415\) 651-8558](tel:+1(415)6518558)

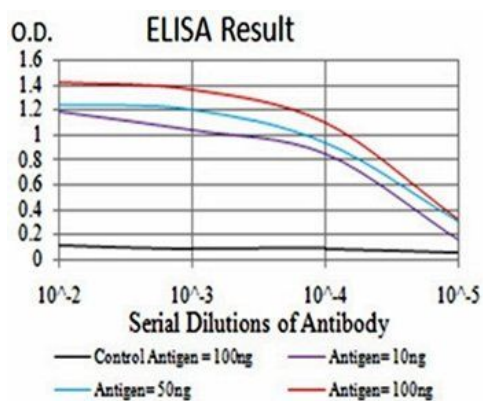
**Expiration Date** 12 months from date of receipt.



Western blot analysis of mouse recombinant protein using Tlr2 antibody



Western blot analysis of HEK293 using Tlr2 antibody



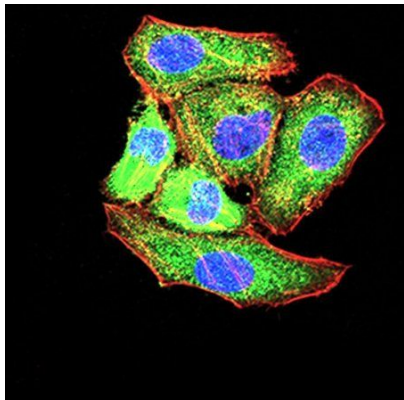
ELISA Black line: Control Antigen (100 ng);Purple line: Antigen (10ng); Blue line: Antigen (50 ng); Red line:Antigen (100 ng)

**Biorbyt Ltd.**

7 Signet Court, Swann's Road,  
Cambridge, CB5 8LA, United Kingdom  
Email: [info@biorbyt.com](mailto:info@biorbyt.com), [support@biorbyt.com](mailto:support@biorbyt.com)  
Phone: [+44 \(0\) 1223 859-353](tel:+44(0)1223859353) | Fax: [+1 \(415\) 651-8558](tel:+1(415)6518558)

**Biorbyt LLC.**

68 TW Alexander Drive,  
Durham, NC, 27713, United States  
Email: [info@biorbyt.com](mailto:info@biorbyt.com), [support@biorbyt.com](mailto:support@biorbyt.com)  
Phone: [+1 \(415\) 906-5211](tel:+1(415)9065211) | Fax: [+1 \(415\) 651-8558](tel:+1(415)6518558)



Immunofluorescence analysis of HepG2 cells using Tlr2 antibody

---

**Biorbyt Ltd.**

7 Signet Court, Swann's Road,  
Cambridge, CB5 8LA, United Kingdom  
Email: [info@biorbyt.com](mailto:info@biorbyt.com), [support@biorbyt.com](mailto:support@biorbyt.com)  
Phone: [+44 \(0\) 1223 859-353](tel:+44(0)1223859353) | Fax: [+1 \(415\) 651-8558](tel:+1(415)6518558)

**Biorbyt LLC.**

68 TW Alexander Drive,  
Durham, NC, 27713, United States  
Email: [info@biorbyt.com](mailto:info@biorbyt.com), [support@biorbyt.com](mailto:support@biorbyt.com)  
Phone: [+1 \(415\) 906-5211](tel:+1(415)9065211) | Fax: [+1 \(415\) 651-8558](tel:+1(415)6518558)