


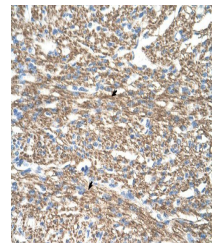
Product Datasheet

COX4I1 antibody (orb330257)

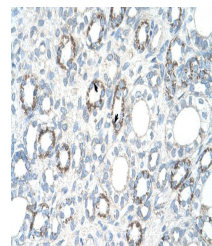
| | |
|----------------------------|---|
| Description | Rabbit polyclonal antibody to COX4I1 |
| Species/Host | Rabbit |
| Reactivity | Canine, Equine, Guinea pig, Human, Mouse, Rat |
| Conjugation | Unconjugated |
| Tested Applications | IHC-P, WB |
| Immunogen | The immunogen is a synthetic peptide directed towards the N terminal region of human COX4I1 |
| Target | COX4I1 |
| Preservatives | Liquid. Purified antibody supplied in 1x PBS buffer with 0.09% (w/v) sodium azide and 2% sucrose. |
| Form/Appearance | Liquid. Purified antibody supplied in 1x PBS buffer with 0.09% (w/v) sodium azide and 2% sucrose. |
| Concentration | 1.0 mg/ml |
| Storage | Maintain refrigerated at 2-8°C for up to 2 weeks. For long term storage store at -20°C in small aliquots to prevent freeze-thaw cycles. |
| Note | For research use only |
| Protein Sequence | Synthetic peptide located within the following region: AISTSVCVRAHESVVKSEDFSLPAYMDRRDHPLPEVAHVKHLASQKALK |
| Clonality | Polyclonal |
| MW | 19kDa |
| Uniprot ID | P13073 |
| NCBI | NP_001852 |
| Expiration Date | 12 months from date of receipt. |



Western blot analysis of HepG2 cell lysa...



Immunohistochemical staining of human He...



Immunohistochemical staining of human ki...