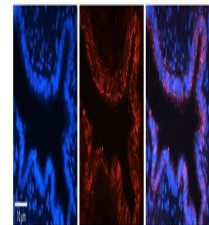


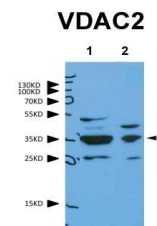
Product Datasheet

VDAC2 antibody (orb329810)

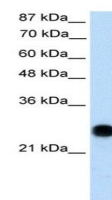
Description	Rabbit polyclonal antibody to VDAC2
Species/Host	Rabbit
Reactivity	Canine, Equine, Guinea pig, Human, Mouse, Rat, Sheep, Zebrafish
Conjugation	Unconjugated
Tested Applications	IHC, WB
Immunogen	The immunogen is a synthetic peptide directed towards the N terminal region of human VDAC2
Target	VDAC2
Preservatives	Liquid. Purified antibody supplied in 1x PBS buffer with 0.09% (w/v) sodium azide and 2% sucrose.
Form/Appearance	Liquid. Purified antibody supplied in 1x PBS buffer with 0.09% (w/v) sodium azide and 2% sucrose.
Concentration	0.5 mg/ml
Storage	Maintain refrigerated at 2-8°C for up to 2 weeks. For long term storage store at -20°C in small aliquots to prevent freeze-thaw cycles.
Note	For research use only
Protein Sequence	Synthetic peptide located within the following region: MATHGQTCARPMCIIPSYADLGKAARDIFNKGFGFGLVKLDVKTCSGSV
Clonality	Polyclonal
MW	32 kDa
Uniprot ID	P45880
NCBI	NP_003366
Expiration Date	12 months from date of receipt.



Immunohistochemical staining of human Br...



Western blot analysis of human cell line...



Western blot analysis of Transfected 293...