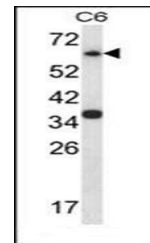
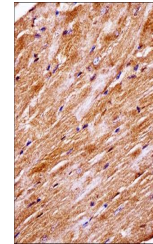


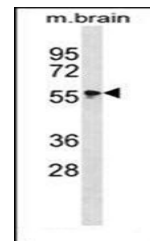
Product Datasheet

Mouse Mapk4 antibody (orb32600)

Description	Peptide affinity purified rabbit polyclonal antibody.
Species/Host	Rabbit
Reactivity	Human, Mouse
Conjugation	Unconjugated
Tested Applications	IHC-P, WB
Immunogen	Synthetic Peptide
Target	Mapk4
Form/Appearance	Purified polyclonal antibody supplied in PBS with 0.09% (W/V) sodium azide. This antibody is purified through a protein A column, followed by peptide affinity purification.
Storage	Maintain refrigerated at 2-8°C for up to 2 weeks. For long term storage store at -20°C in small aliquots to prevent freeze-thaw cycles
Note	For research use only
Isotype	Rabbit IgG
Clonality	Polyclonal
MW	65574
Uniprot ID	Q6P5G0
NCBI	NP_766220.2
Dilution Range	WB: 1:1000, IHC-P: 1:10-50
Expiration Date	12 months from date of receipt.



Western blot analysis of C6 cell line ly...



Western blot analysis of mouse brain tis...