

Product Datasheet

HTATIP Rabbit Polyclonal Antibody (orb324471)

Description	Rabbit polyclonal antibody to KAT5
Species/Host	Rabbit
Reactivity	Human
Conjugation	Unconjugated
Tested Applications	WB
Immunogen	The immunogen is a synthetic peptide directed towards the middle region of human HTATIP
Target	KAT5
Preservatives	Liquid. Purified antibody supplied in 1x PBS buffer with 0.09% (w/v) sodium azide and 2% sucrose.
Form/Appearance	Liquid. Purified antibody supplied in 1x PBS buffer with 0.09% (w/v) sodium azide and 2% sucrose.
Concentration	0.5 mg/ml
Storage	Maintain refrigerated at 2-8°C for up to 2 weeks. For long term storage store at -20°C in small aliquots to prevent freeze-thaw cycles.
Note	For research use only
Protein Sequence	Synthetic peptide located within the following region: VEGKTGTPEKPLSDLGLLSYRSYWSQTILEILMGLKSESGERPQITINEI
Clonality	Polyclonal
MW	58kDa
Uniprot ID	Q92993

Biorbyt Ltd.

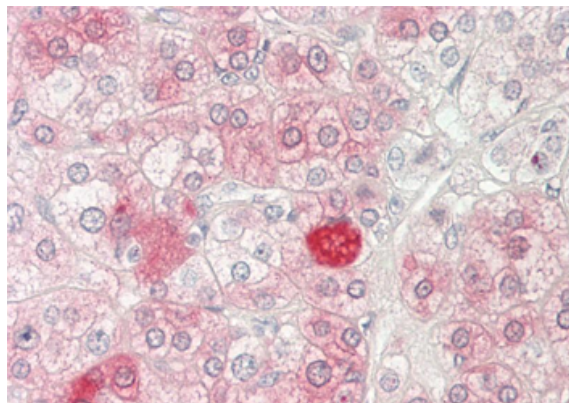
7 Signet Court, Swann's Road,
Cambridge, CB5 8LA, United Kingdom
Email: info@biorbyt.com, support@biorbyt.com
Phone: [+44 \(0\) 1223 859-353](tel:+44(0)1223859353) | Fax: [+1 \(415\) 651-8558](tel:+1(415)6518558)

Biorbyt LLC.

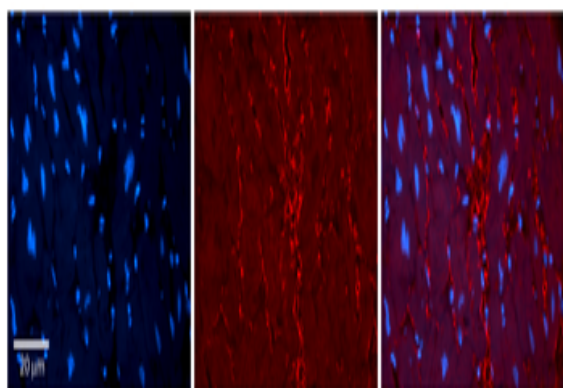
68 TW Alexander Drive,
Durham, NC, 27713, United States
Email: info@biorbyt.com, support@biorbyt.com
Phone: [+1 \(415\) 906-5211](tel:+1(415)9065211) | Fax: [+1 \(415\) 651-8558](tel:+1(415)6518558)

NCBI**NP_006379****Expiration Date**


12 months from date of receipt.



Rabbit Anti-KAT5 antibody, Formalin Fixed Paraffin Embedded Tissue: Human Adrenal, Primary antibody Concentration: 1:100, Secondary Antibody: Donkey anti-Rabbit-Cy3, Secondary Antibody Concentration: 1:200, Magnification: 20x, Exposure Time: 0.5-2.0 sec.



Rabbit Anti-KAT5 Antibody, Catalog Number: orb324471, Formalin Fixed Paraffin Embedded Tissue: Human heart Tissue, Observed Staining: Plasma membrane, Primary Antibody Concentration: 1:100, Other Working Concentrations: 1:600, Secondary Antibody: Donkey anti-Rabbit-Cy3, Secondary Antibody Concentration: 1:200, Magnification: 20X, Exposure Time: 0.5 - 2.0 sec.



WB Suggested Anti-HTATIP Antibody Titration: 0.2-1 ug/mL, ELISA Titer: 1:62500, Positive Control: COLO205 cell lysate.

Biorbyt Ltd.

7 Signet Court, Swann's Road,
Cambridge, CB5 8LA, United Kingdom
Email: info@biorbyt.com, support@biorbyt.com
Phone: [+44 \(0\) 1223 859-353](tel:+44(0)1223859353) | Fax: [+1 \(415\) 651-8558](tel:+1(415)6518558)

Biorbyt LLC.

68 TW Alexander Drive,
Durham, NC, 27713, United States
Email: info@biorbyt.com, support@biorbyt.com
Phone: [+1 \(415\) 906-5211](tel:+1(415)9065211) | Fax: [+1 \(415\) 651-8558](tel:+1(415)6518558)