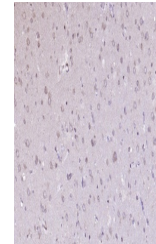


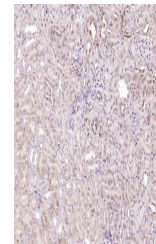
Product Datasheet

ANKRD54 antibody (orb317555)

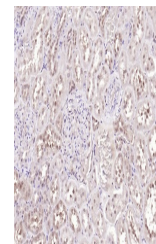
Description	ANKRD54 antibody
Species/Host	Rabbit
Reactivity	Human, Mouse, Rat
Conjugation	Unconjugated
Tested Applications	IHC-P
Immunogen	KLH conjugated synthetic peptide derived from human ANKRD54 (181-280/300 aa)
Target	ANKRD54
Preservatives	Preservative: 15mM Sodium Azide, Constituents: 1% rAlbumin, 0.01M PBS, pH 7.4
Form/Appearance	Liquid
Concentration	1mg/ml
Storage	Maintain refrigerated at 2-8°C for up to 2 weeks. For long term storage store at -20°C in small aliquots to prevent freeze-thaw cycles.
Note	For research use only
Isotype	IgG
Clonality	Polyclonal
MW	32 kDa
Uniprot ID	Q6NXT1
Dilution Range	IHC-P=1:100-500
Expiration Date	12 months from date of receipt.



IHC-P analysis of human brain using ANKR...



IHC-P analysis of mouse kidney using ANK...



IHC-P analysis of rat kidney using ANKRD...