
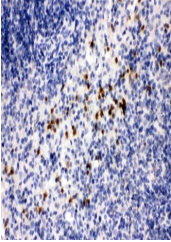
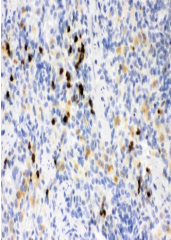


Product Datasheet

MMP8 Antibody (orb316590)

Description	MMP8 Antibody	
Species/Host	Rabbit	
Reactivity	Mouse, Rat	
Conjugation	Unconjugated	
Tested Applications	ELISA, IHC, WB	WB analysis of MMP8 using anti-MMP8 anti...
Immunogen	A synthetic peptide corresponding to a sequence at the N-terminus of mouse MMP-8 (120-157aa HTPQLSRAEVKTAIEKAFHVWSVASPLTFTEILQGEAD), different from the related human sequence by eleven amino acids, and from the related rat sequence by nine amino acids.	
Form/Appearance	Lyophilized	
Concentration	Adding 0.2 ml of distilled water will yield a concentration of 500 µg/ml.	
Storage	Store at -20°C for one year from date of receipt. After reconstitution, at 4°C for one month. It can also be aliquotted and stored frozen at -20°C for six months. Avoid repeated freeze-thaw cycles.	IHC analysis of MMP8 using anti-MMP8 ant...
Note	For research use only	
Application notes	Tested Species: In-house tested species with positive results. By Heat: Boiling the paraffin sections in 10mM citrate buffer, pH6.0, for 20mins is required for the staining of formalin/paraffin sections. Other applications have not been tested. Optimal dilutions should be determined by end users. . Add 0.2ml of distilled water will yield a concentration of 500ug/ml.	
Isotype	Rabbit IgG	IHC analysis of MMP8 using anti-MMP8 ant...
Clonality	Polyclonal	
MW	53126 MW	
Uniprot ID	070138	
Expiration Date	12 months from date of receipt.	