
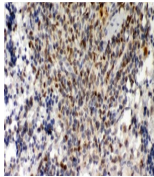
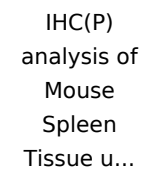
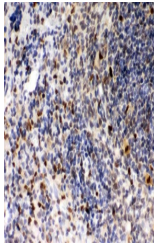
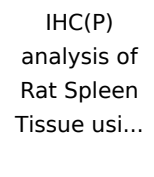
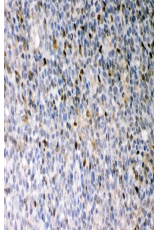
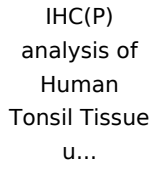

Product Datasheet

PU.1/Spi1 Antibody (orb316544)

Description	PU.1/Spi1 Antibody	
Species/Host	Rabbit	
Reactivity	Human, Mouse, Rat	
Conjugation	Unconjugated	
Tested Applications	IHC	
Immunogen	E.coli-derived human PU.1/Spi1 recombinant protein (Position: E18-K196). Human PU.1/Spi1 shares 84% and 84.4% amino acid (aa) sequence identity with mouse and rat PU.1/Spi1, respectively.	
Form/Appearance	Lyophilized	
Concentration	Adding 0.2 ml of distilled water will yield a concentration of 500 µg/ml.	
Storage	Store at -20°C for one year from date of receipt. After reconstitution, at 4°C for one month. It can also be aliquotted and stored frozen at -20°C for six months. Avoid repeated freeze-thaw cycles.	
Note	For research use only	
Application notes	Tested Species: In-house tested species with positive results. By Heat: Boiling the paraffin sections in 10mM citrate buffer, pH6.0, for 20mins is required for the staining of formalin/paraffin sections. Other applications have not been tested. Optimal dilutions should be determined by end users. . Add 0.2ml of distilled water will yield a concentration of 500ug/ml.	
Isotype	Rabbit IgG	
Clonality	Polyclonal	
MW	31083 MW	
Uniprot ID	P17947	
Expiration Date	12 months from date of receipt.	