
Product Datasheet

HMG4/HMGB3 Antibody (orb315141)

Description

HMG4/HMGB3 Antibody

Species/Host

Rabbit

Reactivity

Human, Mouse, Rat

Conjugation

Unconjugated

Tested

FC, ICC, IF, IHC, WB

Applications
Immunogen

A synthetic peptide corresponding to a sequence at the N-terminus of human HMG4 (62-95aa EMAKADKVRVDREMKDYGPAKGGKKKKDPNAPKR), identical to the related mouse and rat sequences.

Form/Appearance

Lyophilized

Concentration

Adding 0.2 ml of distilled water will yield a concentration of 500 µg/ml.

Storage

Store at -20°C for one year from date of receipt. After reconstitution, at 4°C for one month. It can also be aliquotted and stored frozen at -20°C for six months. Avoid repeated freeze-thaw cycles.

Note

For research use only

Application notes

Tested Species: In-house tested species with positive results.
 By Heat: Boiling the paraffin sections in 10mM citrate buffer, pH6.0, for 20mins is required for the staining of formalin/paraffin sections. Other applications have not been tested. Optimal dilutions should be determined by end users. .
 Add 0.2ml of distilled water will yield a concentration of 500ug/ml.

Isotype

Rabbit IgG

Clonality

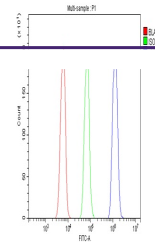
Polyclonal

MW


22980 MW

Uniprot ID
[O15347](#)
Expiration Date


12 months from date of receipt.



Flow Cytometry analysis of HL-60 cells u...



WB analysis of HMG4 using anti-HMG4 anti...



IF analysis of HMG4 using anti-HMG4 anti...