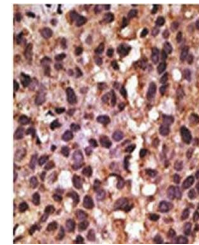
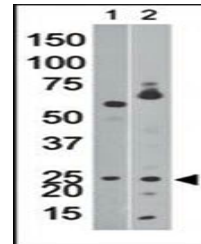


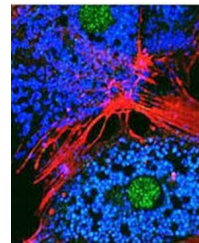
Product Datasheet

BNIP3 antibody (orb31276)

Description	Rabbit polyclonal antibody to BNIP3
Species/Host	Rabbit
Reactivity	Human, Mouse
Conjugation	Unconjugated
Tested Applications	IF, IHC-P
Immunogen	Synthetic Peptide
Target	BNIP3
Form/Appearance	Purified polyclonal antibody supplied in PBS with 0.09% (W/V) sodium azide. This antibody is prepared by Saturated Ammonium Sulfate (SAS) precipitation followed by dialysis against PBS.
Storage	Maintain refrigerated at 2-8°C for up to 2 weeks. For long term storage store at -20°C in small aliquots to prevent freeze-thaw cycles
Note	For research use only
Isotype	Rabbit IgG
Clonality	Polyclonal
MW	21541
Uniprot ID	Q12983
NCBI	NP_004043.2
Dilution Range	IF/ICC: 1:50-100, WB: 1:1000, IHC-P: 1:50-100
Expiration Date	12 months from date of receipt.



Immunohistochemical analysis of formalin...



Confocal immunofluorescent analysis of m...