
Product Datasheet

Lipocalin 2/LCN2 Antibody (orb312135)

Description

Lipocalin 2/LCN2 Antibody

Species/Host

Rabbit

Reactivity

Human, Mouse, Rat

Conjugation

Unconjugated

Tested

ELISA, FC, IHC, IHC-Fr, WB

Applications
Immunogen

E. coli-derived rat Lipocalin 2 recombinant protein (Position: Q21-N198). Rat Lipocalin 2 shares 64.4 % and 81.1 % amino acid (aa) sequence identity with human and mouse Lipocalin 2, respectively.

Form/Appearance

Lyophilized

Concentration

Adding 0.2 ml of distilled water will yield a concentration of 500 µg/ml.

Storage

Store at -20°C for one year from date of receipt. After reconstitution, at 4°C for one month. It can also be aliquotted and stored frozen at -20°C for six months. Avoid repeated freeze-thaw cycles.

Note

For research use only

Application notes

Tested Species: In-house tested species with positive results. Predicted Species: Species predicted to be fit for the product based on sequence similarities. By Heat: Boiling the paraffin sections in 10mM citrate buffer, pH6.0, for 20mins is required for the staining of formalin/paraffin sections. Other applications have not been tested. Optimal dilutions should be determined by end users. . Add 0.2ml of distilled water will yield a concentration of 500ug/ml.

Isotype

Rabbit IgG

Clonality


Polyclonal

MW


22476 MW

Uniprot ID
[P30152](#)
Expiration Date

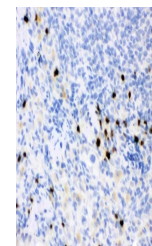
12 months from date of receipt.



Flow Cytometry analysis of A431 cells us...



WB analysis of Lipocalin 2 using anti-Li...



IHC analysis of Lipocalin 2 using anti-L...