
Product Datasheet

Daxx Antibody (orb308845)

Description

Daxx Antibody

Species/Host

Rabbit

Reactivity

Human, Mouse, Rat

Conjugation

Unconjugated

Tested Applications

FC, ICC, IF, IHC, WB

Immunogen

E.coli-derived human Daxx recombinant protein (Position: K56-R345). Human Daxx shares 88.3% and 88.6% amino acid (aa) sequence identity with mouse and rat Daxx, respectively.

Form/Appearance

Lyophilized

Concentration

Adding 0.2 ml of distilled water will yield a concentration of 500 µg/ml.

Storage

Store at -20°C for one year from date of receipt. After reconstitution, at 4°C for one month. It can also be aliquotted and stored frozen at -20°C for six months. Avoid repeated freeze-thaw cycles.

Note

For research use only

Application notes

Tested Species: In-house tested species with positive results. By Heat: Boiling the paraffin sections in 10mM citrate buffer, pH6.0, for 20mins is required for the staining of formalin/paraffin sections. Other applications have not been tested. Optimal dilutions should be determined by end users. . Add 0.2ml of distilled water will yield a concentration of 500ug/ml.

Isotype

Rabbit IgG

Clonality

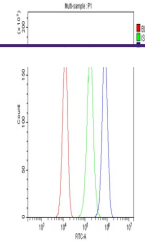
Polyclonal

MW

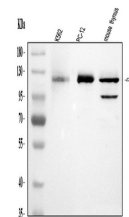
81373 MW

Uniprot ID
[Q9UER7](#)
Expiration Date

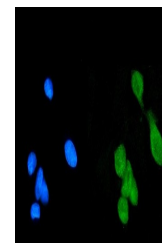
12 months from date of receipt.



Flow Cytometry analysis of 293T cells us...



WB analysis of Daxx using anti-Daxx anti...



IF analysis of Daxx using anti-Daxx anti...