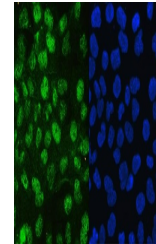


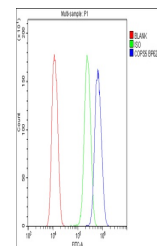
Product Datasheet

JAB1/COPS5 Antibody (orb308785)

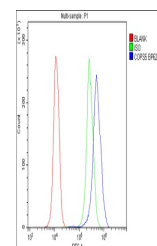
Description	JAB1/COPS5 Antibody
Species/Host	Rabbit
Reactivity	Human, Mouse, Rat
Conjugation	Unconjugated
Tested Applications	FC, ICC, IF, IHC, IHC-Fr, WB
Immunogen	E.coli-derived human JAB1 recombinant protein (Position: M8-S334). Human JAB1 shares 99.4% amino acid (aa) sequence identity with mouse JAB1.
Form/Appearance	Lyophilized
Concentration	Adding 0.2 ml of distilled water will yield a concentration of 500 µg/ml.
Storage	Store at -20°C for one year from date of receipt. After reconstitution, at 4°C for one month. It can also be aliquotted and stored frozen at -20°C for six months. Avoid repeated freeze-thaw cycles.
Note	For research use only
Application notes	Tested Species: In-house tested species with positive results. By Heat: Boiling the paraffin sections in 10mM citrate buffer, pH6.0, for 20mins is required for the staining of formalin/paraffin sections. Other applications have not been tested. Optimal dilutions should be determined by end users. . Add 0.2ml of distilled water will yield a concentration of 500ug/ml.
Isotype	Rabbit IgG
Clonality	Polyclonal
MW	37579 MW
Uniprot ID	Q92905
Expiration Date	12 months from date of receipt.



ICC analysis of JAB1 using anti-JAB1 ant...



Flow Cytometry analysis of U20S cells us...



Flow Cytometry analysis of U937 cells us...