
Product Datasheet

Aquaporin 2/AQP2 Antibody (orb308769)

Description

Aquaporin 2/AQP2 Antibody

Species/Host

Rabbit

Reactivity

Human, Mouse, Rat

Conjugation

Unconjugated

Tested

FC, IHC, WB

Applications
Immunogen

A synthetic peptide corresponding to a sequence at the C-terminus of human Aquaporin 2 (241-271aa EPDTDWEEREVRRRQSVLHSPQSLPRGTKA), different from the related mouse and rat sequences by one amino acid.

Form/Appearance

Lyophilized

Concentration

Adding 0.2 ml of distilled water will yield a concentration of 500 µg/ml.

Storage

Store at -20°C for one year from date of receipt. After reconstitution, at 4°C for one month. It can also be aliquotted and stored frozen at -20°C for six months. Avoid repeated freeze-thaw cycles.

Note

For research use only

Application notes

Tested Species: In-house tested species with positive results. By Heat: Boiling the paraffin sections in 10mM citrate buffer, pH6.0, for 20mins is required for the staining of formalin/paraffin sections. Other applications have not been tested. Optimal dilutions should be determined by end users. . Add 0.2ml of distilled water will yield a concentration of 500ug/ml.

Isotype

Rabbit IgG

Clonality

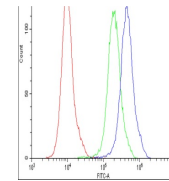
Polyclonal

MW

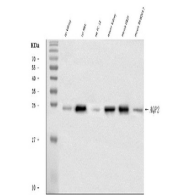
28837 MW

Uniprot ID
[P41181](#)
Expiration Date

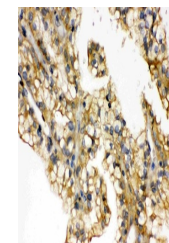
12 months from date of receipt.



Flow Cytometry analysis of PC-3 cells us...



WB analysis of Aquaporin 2 using anti-Aq...



IHC analysis of Aquaporin 2 using anti-A...