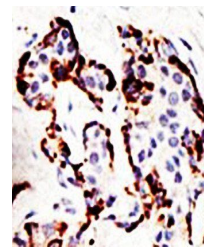
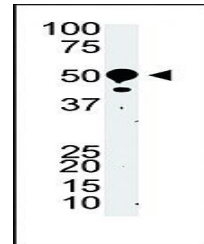


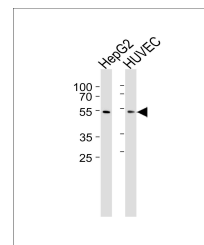
Product Datasheet

SUV39H2 antibody (orb30844)

Description	Purified rabbit polyclonal antibody.
Species/Host	Rabbit
Reactivity	Human, Mouse
Conjugation	Unconjugated
Tested Applications	IHC-P, WB
Immunogen	Synthetic Peptide
Target	SUV39H2
Form/Appearance	Purified polyclonal antibody supplied in PBS with 0.09% (W/V) sodium azide. This antibody is prepared by Saturated Ammonium Sulfate (SAS) precipitation followed by dialysis against PBS.
Storage	Maintain refrigerated at 2-8°C for up to 2 weeks. For long term storage store at -20°C in small aliquots to prevent freeze-thaw cycles
Note	For research use only
Isotype	Rabbit IgG
Clonality	Polyclonal
MW	46682
Uniprot ID	Q9H511
NCBI	NP_001180356.1 , NP_001180355.1 , NP_001180354.1 , NP_001180353.1 , NP_078946.1
Dilution Range	WB: 1:1000, IHC-P: 1:50-100
Expiration Date	12 months from date of receipt.



Immunohistochemical analysis of formalin...



WB analysis of HepG2 HUVEC cell line (fr...