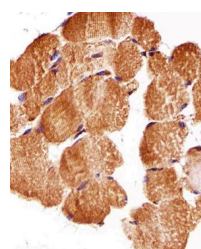
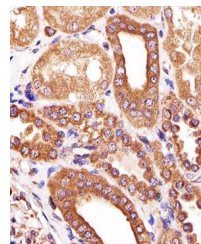



Product Datasheet

ATG3 antibody (orb306097)

Description	Mouse monoclonal antibody to ATG3
Species/Host	Mouse
Reactivity	Human, Mouse
Conjugation	Unconjugated
Tested Applications	IHC-P, WB
Target	ATG3
Form/Appearance	Purified monoclonal antibody supplied in PBS with 0.09% (W/V) sodium azide. This antibody is purified through a protein G column, followed by dialysis against PBS.
Storage	Maintain refrigerated at 2-8°C for up to 2 weeks. For long term storage store at -20°C in small aliquots to prevent freeze-thaw cycles
Note	For research use only
Isotype	IgG1,k
Clonality	Monoclonal
MW	35864
Uniprot ID	Q9NT62
Dilution Range	IHC-P: 1:25, WB: 1:2000
Expiration Date	12 months from date of receipt.



Immunohistochemical staining of paraffin...



Western blot analysis of THP-1 cell line...