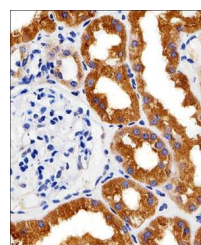
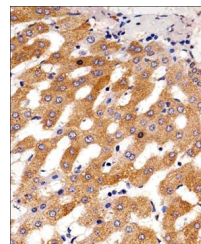


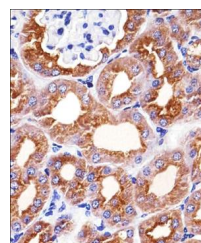
## Product Datasheet

### PAH antibody (orb305794)

<b>Description</b>	Mouse monoclonal antibody to PAH
<b>Species/Host</b>	Mouse
<b>Reactivity</b>	Human, Mouse, Rat
<b>Conjugation</b>	Unconjugated
<b>Tested Applications</b>	IHC-P, WB
<b>Immunogen</b>	Synthetic Peptide
<b>Target</b>	PAH
<b>Form/Appearance</b>	Purified monoclonal antibody supplied in PBS with 0.09% (W/V) sodium azide. This antibody is purified through a protein G column, followed by dialysis against PBS.
<b>Storage</b>	Maintain refrigerated at 2-8°C for up to 2 weeks. For long term storage store at -20°C in small aliquots to prevent freeze-thaw cycles
<b>Note</b>	For research use only
<b>Isotype</b>	IgG1, $\kappa$
<b>Clonality</b>	Monoclonal
<b>MW</b>	51862
<b>Uniprot ID</b>	<a href="#">P00439</a>
<b>Dilution Range</b>	IHC-P: 1:25, WB: 1:1000
<b>Expiration Date</b>	12 months from date of receipt.



Immunohistochemical staining of human ki...



Immunohistochemical staining of paraffin...