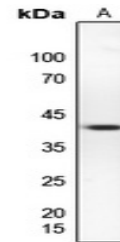


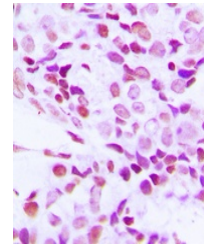
## Product Datasheet

### hnRNP G antibody (orb304545)

<b>Description</b>	Rabbit polyclonal antibody to hnRNP G
<b>Species/Host</b>	Rabbit
<b>Reactivity</b>	Human, Mouse, Porcine, Rat, Zebrafish
<b>Conjugation</b>	Unconjugated
<b>Tested Applications</b>	IF, IH, WB
<b>Immunogen</b>	KLH-conjugated synthetic peptide encompassing a sequence within the N-term region of human hnRNP G. The exact sequence is proprietary.
<b>Target</b>	RBMX
<b>Preservatives</b>	Liquid in 0.42% Potassium phosphate, 0.87% Sodium chloride, pH 7.3, 30% glycerol, and 0.01% sodium azide.
<b>Form/Appearance</b>	Liquid in 0.42% Potassium phosphate, 0.87% Sodium chloride, pH 7.3, 30% glycerol, and 0.01% sodium azide.
<b>Storage</b>	Maintain refrigerated at 2-8°C for up to 2 weeks. For long term storage store at -20°C in small aliquots to prevent freeze-thaw cycles.
<b>Note</b>	For research use only
<b>Clonality</b>	Polyclonal
<b>Source</b>	Rabbit
<b>Uniprot ID</b>	<a href="#">Q4V898</a> , <a href="#">Q9WV02</a> , <a href="#">P38159</a>
<b>Entrez</b>	<a href="#">302855</a> , <a href="#">27316</a> , <a href="#">19655</a>
<b>Dilution Range</b>	WB: 1:500-1000, IHC-P: 1:100-200, IF/ICC: 1:100-500
<b>Expiration Date</b>	12 months from date of receipt.

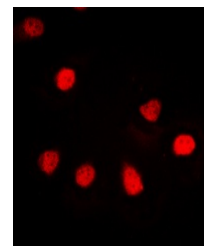


Western blot analysis of hnRNP G express...



Immunohistochemical analysis of hnRNP G

...



Immunofluorescent analysis of hnRNP G st...