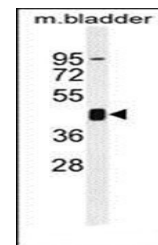
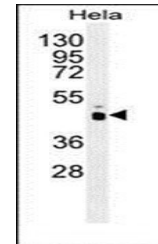



Product Datasheet

PRKAG1 antibody (orb29825)

| | |
|----------------------------|--|
| Description | Rabbit polyclonal antibody to PRKAG1 |
| Species/Host | Rabbit |
| Reactivity | Human, Mouse |
| Conjugation | Unconjugated |
| Tested Applications | WB |
| Immunogen | Synthetic Peptide |
| Target | PRKAG1 |
| Form/Appearance | Purified polyclonal antibody supplied in PBS with 0.09% (W/V) sodium azide. This antibody is purified through a protein A column, followed by peptide affinity purification. |
| Storage | Maintain refrigerated at 2-8°C for up to 2 weeks. For long term storage store at -20°C in small aliquots to prevent freeze-thaw cycles |
| Note | For research use only |
| Isotype | Rabbit IgG |
| Clonality | Polyclonal |
| MW | 37579 |
| Uniprot ID | P54619 |
| NCBI | NP_002724.1 , NP_001193639.1 , NP_001193638.1 |
| Dilution Range | WB: 1:1000 |
| Expiration Date | 12 months from date of receipt. |



Western blot analysis of mouse bladder t...



Western blot analysis of 293 cell lysate...