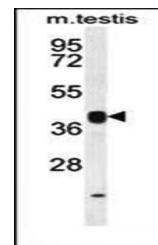
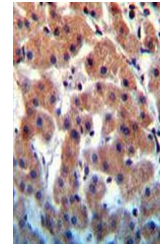


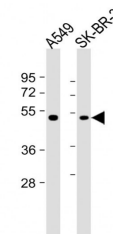
Product Datasheet

INHBB antibody (orb29093)

Description	Peptide affinity purified rabbit polyclonal antibody.
Species/Host	Rabbit
Reactivity	Human, Mouse
Conjugation	Unconjugated
Tested Applications	IHC-P, WB
Immunogen	Synthetic Peptide
Target	INHBB
Form/Appearance	Purified polyclonal antibody supplied in PBS with 0.09% (W/V) sodium azide. This antibody is purified through a protein A column, followed by peptide affinity purification.
Storage	Maintain refrigerated at 2-8°C for up to 2 weeks. For long term storage store at -20°C in small aliquots to prevent freeze-thaw cycles
Note	For research use only
Isotype	Rabbit IgG
Clonality	Polyclonal
MW	45122
Uniprot ID	P09529
NCBI	NP_002184.2
Dilution Range	WB: 1:1000, IHC-P: 1:10-50
Expiration Date	12 months from date of receipt.



Western blot analysis of INHBB antibody ...



Western blot analysis of A549 whole cell...