

## Product Datasheet

### CD31 Antibody / PECAM-1 (orb2637883)

<b>Description</b>	PECAM-1, or platelet endothelial cell adhesion molecule-1, also called CD31, is made up of six extracellular immunoglobulin-like domains, a single transmembrane domain, and a cytoplasmic domain containing serine and tyrosine residues that when phosphorylated, activate the molecules signaling function. It is expressed on platelets, monocytes, neutrophils, bone marrow macrophage and dendritic cells precursors, and at the intracellular junction of endothelial cells. PECAM-1, on the endothelial lining of blood vessels, helps maintain the vascular barrier. In response to inflammatory mediators, the endothelial pull away from each other allowing fluid, inflammatory cells and proteins into the extravascular space. The inflammatory response fades as adhesion of neighboring cells increase. PECAM-1 also plays an important role in angiogenesis, promoting endothelial cell motility, junctional development and capillary morphogenesis.
<b>Species/Host</b>	Mouse
<b>Reactivity</b>	Human
<b>Conjugation</b>	Unconjugated
<b>Tested Applications</b>	FACS, IHC-P, WB
<b>Immunogen</b>	Human recombinant PECAM-1 / CD31 protein was used as the immunogen for this antibody.
<b>Preservatives</b>	1 mg/ml in 1X PBS; rAlbumin free, sodium azide free
<b>Storage</b>	Maintain refrigerated at 2-8°C for up to 2 weeks. For long term storage store at -20°C in small aliquots to prevent freeze-thaw cycles.
<b>Note</b>	For research use only

---

**Biorbyt Ltd.**

7 Signet Court, Swann's Road,  
Cambridge, CB5 8LA, United Kingdom  
Email: [info@biorbyt.com](mailto:info@biorbyt.com), [support@biorbyt.com](mailto:support@biorbyt.com)  
Phone: [+44 \(0\) 1223 859-353](tel:+44(0)1223859353) | Fax: [+1 \(415\) 651-8558](tel:+1(415)6518558)

**Biorbyt LLC.**

68 TW Alexander Drive,  
Durham, NC, 27713, United States  
Email: [info@biorbyt.com](mailto:info@biorbyt.com), [support@biorbyt.com](mailto:support@biorbyt.com)  
Phone: [+1 \(415\) 906-5211](tel:+1(415)9065211) | Fax: [+1 \(415\) 651-8558](tel:+1(415)6518558)

**Application notes**

The concentration stated for each application is a general starting point. Variations in protocols, secondaries and substrates may require the PECAM-1 antibody to be titered up or down for optimal performance.1. Staining of formalin-fixed tissues requires boiling tissue sections in 1mM EDTA, pH 7.5-8.5, for 10-20 min followed by cooling at RT for 20 minutes.2. The prediluted format is supplied in a dropper bottle and is optimized for use in IHC. After epitope retrieval step (if required), drip mAb solution onto the tissue section and incubate at RT for 30 min.

**Formula**

1 mg/ml in 1X PBS; BSA free, sodium azide free

**Isotype**

Mouse IgG1, kappa

**Clonality**

Monoclonal

**Clone Number**

C31.7

**Purity**

Protein G affinity chromatography

**Hazard Information**

This PECAM-1 antibody is available for research use only.

**Entrez**

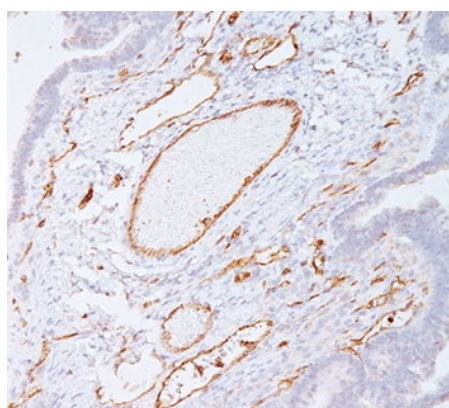
**5175**

**Dilution Range**

Flow cytometry: 1-2ug/million cells,Western blot: 1-2ug/ml,Immunohistochemistry (FFPE): 1-2ug/ml for 30 min at RT

**Expiration Date**

12 months from date of receipt.



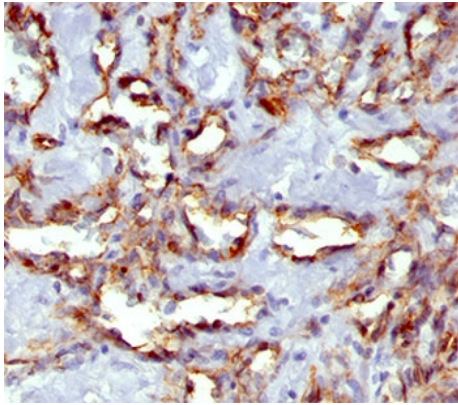
IHC staining of colon carcinoma with PECAM-1 antibody (clone C31.7). Note cell membrane staining of endothelial cells.

**Biorbyt Ltd.**

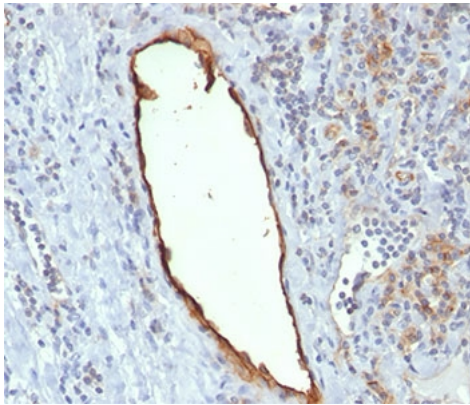
7 Signet Court, Swann's Road,  
Cambridge, CB5 8LA, United Kingdom  
Email: [info@biorbyt.com](mailto:info@biorbyt.com), [support@biorbyt.com](mailto:support@biorbyt.com)  
Phone: [+44 \(0\) 1223 859-353](tel:+44(0)1223859353) | Fax: [+1 \(415\) 651-8558](tel:+1(415)6518558)

**Biorbyt LLC.**


68 TW Alexander Drive,  
Durham, NC, 27713, United States  
Email: [info@biorbyt.com](mailto:info@biorbyt.com), [support@biorbyt.com](mailto:support@biorbyt.com)  
Phone: [+1 \(415\) 906-5211](tel:+1(415)9065211) | Fax: [+1 \(415\) 651-8558](tel:+1(415)6518558)



IHC staining of angiosarcoma with PECAM-1 antibody (clone C31.7).



IHC staining of tonsil tissue with PECAM-1 antibody (clone C31.7).



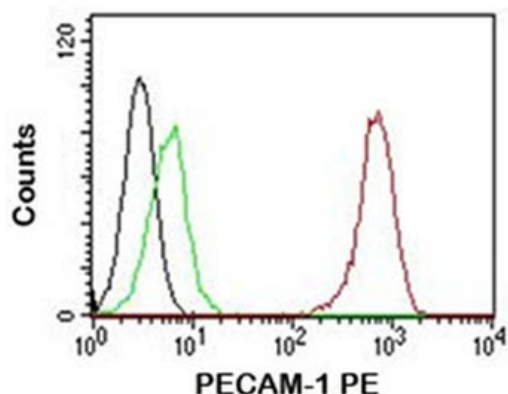
Western blot testing of human samples using PECAM-1 antibody (clone C31.7). Expected molecular weight: 83-130 kDa depending on level of glycosylation.

**Biorbyt Ltd.**


7 Signet Court, Swann's Road,  
Cambridge, CB5 8LA, United Kingdom  
Email: [info@biorbyt.com](mailto:info@biorbyt.com), [support@biorbyt.com](mailto:support@biorbyt.com)  
Phone: [+44 \(0\) 1223 859-353](tel:+44(0)1223859353) | Fax: [+1 \(415\) 651-8558](tel:+1(415)6518558)

**Biorbyt LLC.**


68 TW Alexander Drive,  
Durham, NC, 27713, United States  
Email: [info@biorbyt.com](mailto:info@biorbyt.com), [support@biorbyt.com](mailto:support@biorbyt.com)  
Phone: [+1 \(415\) 906-5211](tel:+1(415)9065211) | Fax: [+1 \(415\) 651-8558](tel:+1(415)6518558)



FACS testing of Jurkat cells: Black = cells alone; Green = isotype control; Red = PECAM-1 antibody PE conjugate



SDS-PAGE Analysis of Purified, BSA-Free PECAM-1 Antibody (clone C31.7). Confirmation of Integrity and Purity of the Antibody.



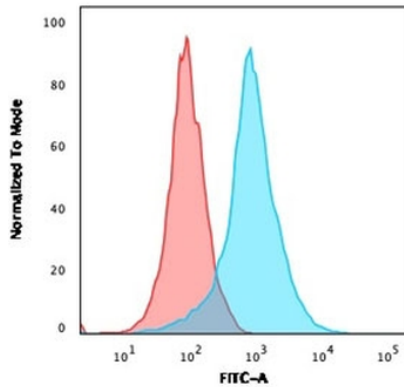
Western blot testing of human Jurkat cell lysate with PECAM-1 antibody (clone C31.7). Expected molecular weight: 83-130 kDa depending on level of glycosylation.

## Biorbyt Ltd.

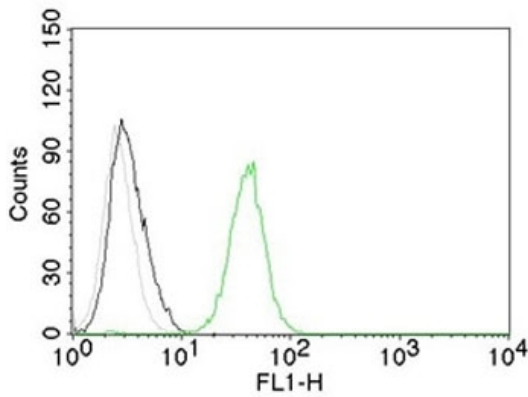
7 Signet Court, Swann's Road,  
Cambridge, CB5 8LA, United Kingdom  
Email: [info@biorbyt.com](mailto:info@biorbyt.com), [support@biorbyt.com](mailto:support@biorbyt.com)  
Phone: [+44 \(0\) 1223 859-353](tel:+44(0)1223859353) | Fax: [+1 \(415\) 651-8558](tel:+1(415)6518558)

## Biorbyt LLC.

68 TW Alexander Drive,  
Durham, NC, 27713, United States  
Email: [info@biorbyt.com](mailto:info@biorbyt.com), [support@biorbyt.com](mailto:support@biorbyt.com)  
Phone: [+1 \(415\) 906-5211](tel:+1(415)9065211) | Fax: [+1 \(415\) 651-8558](tel:+1(415)6518558)



Flow cytometry testing of PFA-fixed human Jurkat cells with PECAM-1 antibody (clone C31.7); Red = isotype control, Blue = PECAM-1 antibody.



Flow cytometry testing of human Jurkat cells with PECAM-1 antibody (clone C31.7); Black = cells alone, Gray = isotype control, Green = PECAM-1 antibody.

**Biorbyt Ltd.**

7 Signet Court, Swann's Road,  
Cambridge, CB5 8LA, United Kingdom  
Email: [info@biorbyt.com](mailto:info@biorbyt.com), [support@biorbyt.com](mailto:support@biorbyt.com)  
Phone: [+44 \(0\) 1223 859-353](tel:+44(0)1223859353) | Fax: [+1 \(415\) 651-8558](tel:+1(415)6518558)

**Biorbyt LLC.**

68 TW Alexander Drive,  
Durham, NC, 27713, United States  
Email: [info@biorbyt.com](mailto:info@biorbyt.com), [support@biorbyt.com](mailto:support@biorbyt.com)  
Phone: [+1 \(415\) 906-5211](tel:+1(415)9065211) | Fax: [+1 \(415\) 651-8558](tel:+1(415)6518558)