

---

## Product Datasheet

### ABCB11 Antibody (orb259591)

**Description**

ABCB11 Antibody

**Species/Host**

Rabbit

**Reactivity**

Human, Mouse, Rat

**Conjugation**

Unconjugated

**Tested Applications**

FC, IF, IHC, WB

**Immunogen**

A synthetic peptide corresponding to a sequence at the C-terminus of human ABCB11 (1175-1199aa KYGDNTKEIPMERVIAAAKQQLHD), different from the related mouse and rat sequences by three amino acids.

**Form/Appearance**

Lyophilized

**Concentration**

Adding 0.2 ml of distilled water will yield a concentration of 500 µg/ml.

**Storage**

Store at -20°C for one year from date of receipt. After reconstitution, at 4°C for one month. It can also be aliquotted and stored frozen at -20°C for six months. Avoid repeated freeze-thaw cycles.

**Note**

For research use only

**Application notes**

WB: The detection limit for ABCB11 is approximately 0.1ng/lane under reducing conditions. Tested Species: In-house tested species with positive results. By Heat: Boiling the paraffin sections in 10mM citrate buffer, pH6.0, for 20mins is required for the staining of formalin/paraffin sections. Other applications have not been tested. Optimal dilutions should be determined by end users. . Add 0.2ml of distilled water will yield a concentration of 500ug/ml.

**Isotype**

Rabbit IgG

**Clonality**

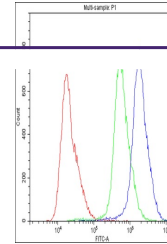
Polyclonal

**MW**

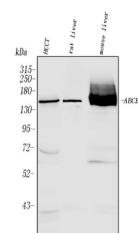
146407 MW

**Uniprot ID**
[O95342](https://www.uniprot.org/entry/O95342)
**Expiration Date**

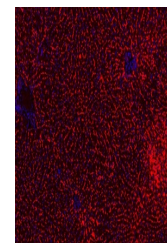
12 months from date of receipt.



Flow Cytometry analysis of A431 cells us...



WB analysis of ABCB11 using anti-ABCB11 ...



IF analysis of ABCB11 using anti-ABCB11 ...