

Product Datasheet

Beclin 1 Recombinant Rabbit Monoclonal Antibody (orb2563484)

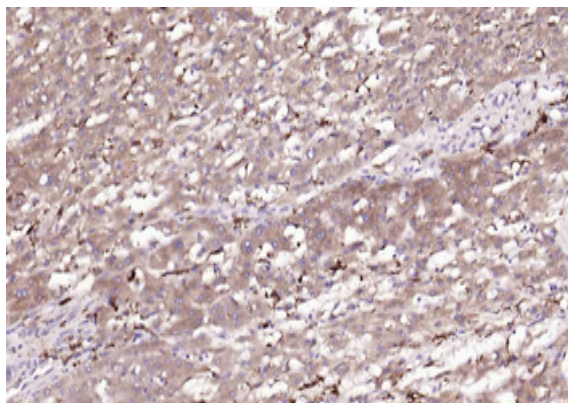
Description	Beclin 1 Recombinant Rabbit Monoclonal Antibody
Species/Host	Rabbit
Reactivity	Human, Mouse, Rat
Conjugation	Unconjugated
Tested Applications	IF, IHC-Fr, IHC-P, WB
Immunogen	Recombinant human Beclin 1 protein (141-450/450aa)
Target	BECN1
Preservatives	0.01M TBS (pH7.4) with 1% rAlbumin, 0.02% Proclin300 and 50% Glycerol.
Form/Appearance	Liquid
Storage	Maintain refrigerated at 2-8°C for up to 2 weeks. For long term storage store at -20°C in small aliquots to prevent freeze-thaw cycles.
Note	For research use only
Isotype	IgG
Clonality	Recombinant
MW	50 kDa
Uniprot ID	Q14457
Dilution Range	IHC-P=1:50-200, WB=1:100-1000, IF=1:50-200, IHC-F=1:50-200
Expiration Date	12 months from date of receipt.

Biorbyt Ltd.

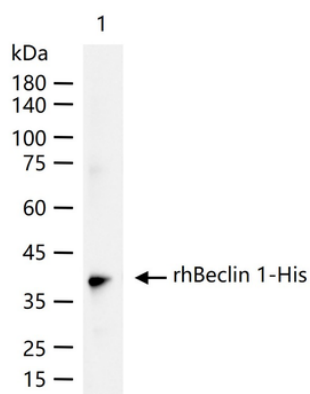
7 Signet Court, Swann's Road,
Cambridge, CB5 8LA, United Kingdom
Email: info@biorbyt.com, support@biorbyt.com
Phone: [+44 \(0\) 1223 859-353](tel:+44(0)1223859353) | Fax: [+1 \(415\) 651-8558](tel:+1(415)6518558)

Biorbyt LLC.

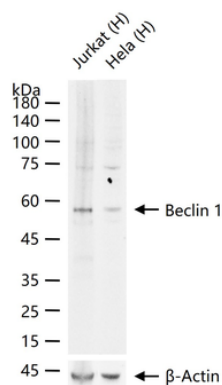
68 TW Alexander Drive,
Durham, NC, 27713, United States
Email: info@biorbyt.com, support@biorbyt.com
Phone: [+1 \(415\) 906-5211](tel:+1(415)9065211) | Fax: [+1 \(415\) 651-8558](tel:+1(415)6518558)



Paraformaldehyde-fixed, paraffin embedded Human Liver Cancer, Antigen retrieval by boiling in sodium citrate buffer (pH6.0) for 15 min, Antibody incubation with Beclin 1 Monoclonal Antibody, Unconjugated (orb2563484) at 1:50 overnight at 4°C, followed by conjugation to the SP Kit (Rabbit) and DAB staining.



20 ng rhBeclin 1-His protein per lane probed with Beclin 1 polyclonal antibody respectively, unconjugated (orb2563484) at 1:1000 dilution and 4°C overnight incubation. Followed by corresponding conjugated secondary antibody incubation at r.t. for 60 min.



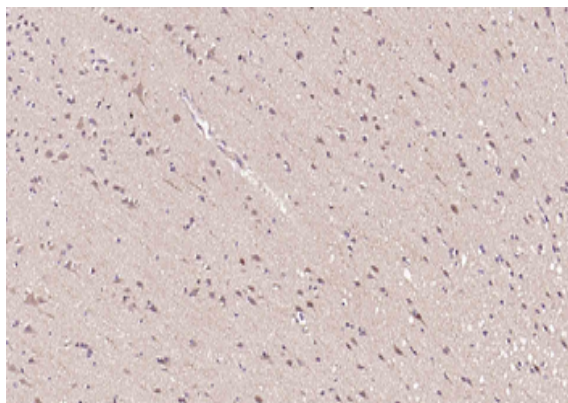
25 ug total protein per lane of various lysates probed with Beclin 1 monoclonal antibody, unconjugated (orb2563484) at 1:200 dilution and 4°C overnight incubation. Followed by conjugated secondary antibody incubation at r.t. for 60 min.

Biorbyt Ltd.

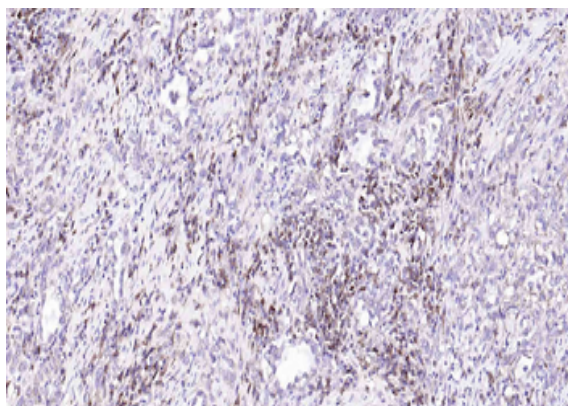
7 Signet Court, Swann's Road,
Cambridge, CB5 8LA, United Kingdom
Email: info@biorbyt.com, support@biorbyt.com
Phone: [+44 \(0\) 1223 859-353](tel:+44(0)1223859353) | Fax: [+1 \(415\) 651-8558](tel:+1(415)6518558)

Biorbyt LLC.

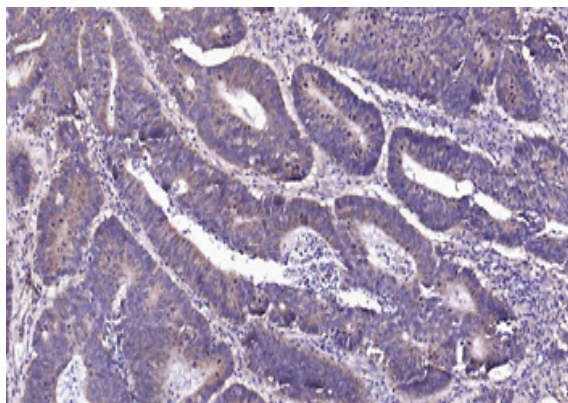
68 TW Alexander Drive,
Durham, NC, 27713, United States
Email: info@biorbyt.com, support@biorbyt.com
Phone: [+1 \(415\) 906-5211](tel:+1(415)9065211) | Fax: [+1 \(415\) 651-8558](tel:+1(415)6518558)



Paraformaldehyde-fixed, paraffin embedded Human Cerebrum, Antigen retrieval by boiling in sodium citrate buffer (pH6.0) for 15 min, Antibody incubation with Beclin 1 Monoclonal Antibody, Unconjugated (orb2563484) at 1:50 overnight at 4°C, followed by conjugation to the SP Kit (Rabbit) and DAB staining.



Paraformaldehyde-fixed, paraffin embedded Human Cervical Cancer, Antigen retrieval by boiling in sodium citrate buffer (pH6.0) for 15 min, Antibody incubation with Beclin 1 Monoclonal Antibody, Unconjugated (orb2563484) at 1:50 overnight at 4°C, followed by conjugation to the SP Kit (Rabbit) and DAB staining.



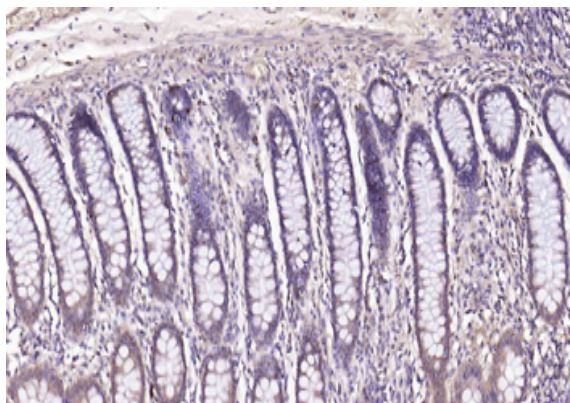
Paraformaldehyde-fixed, paraffin embedded Human Colon Cancer, Antigen retrieval by boiling in sodium citrate buffer (pH6.0) for 15 min, Antibody incubation with Beclin 1 Monoclonal Antibody, Unconjugated (orb2563484) at 1:50 overnight at 4°C, followed by conjugation to the SP Kit (Rabbit) and DAB staining.

Biorbyt Ltd.

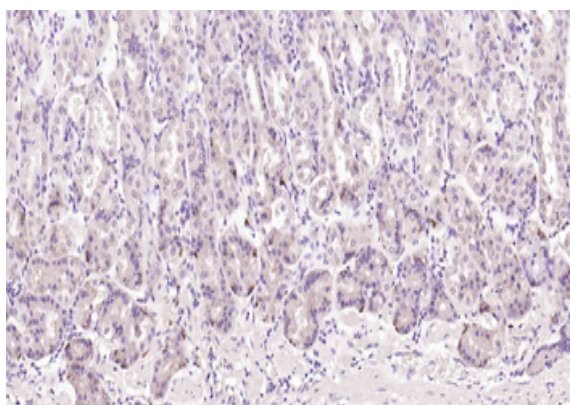
7 Signet Court, Swann's Road,
Cambridge, CB5 8LA, United Kingdom
Email: info@biorbyt.com, support@biorbyt.com
Phone: [+44 \(0\) 1223 859-353](tel:+44(0)1223859353) | Fax: [+1 \(415\) 651-8558](tel:+1(415)6518558)

Biorbyt LLC.

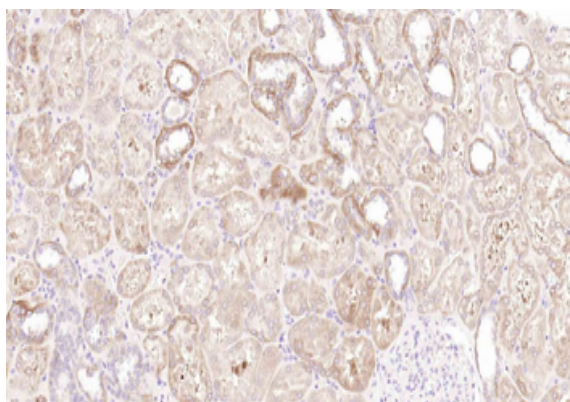
68 TW Alexander Drive,
Durham, NC, 27713, United States
Email: info@biorbyt.com, support@biorbyt.com
Phone: [+1 \(415\) 906-5211](tel:+1(415)9065211) | Fax: [+1 \(415\) 651-8558](tel:+1(415)6518558)



Paraformaldehyde-fixed, paraffin embedded Human Colon, Antigen retrieval by boiling in sodium citrate buffer (pH6.0) for 15 min, Antibody incubation with Beclin 1 Monoclonal Antibody, Unconjugated (orb2563484) at 1:50 overnight at 4°C, followed by conjugation to the SP Kit (Rabbit) and DAB staining.



Paraformaldehyde-fixed, paraffin embedded Human Fundus, Antigen retrieval by boiling in sodium citrate buffer (pH6.0) for 15 min, Antibody incubation with Beclin 1 Monoclonal Antibody, Unconjugated (orb2563484) at 1:50 overnight at 4°C, followed by conjugation to the SP Kit (Rabbit) and DAB staining.



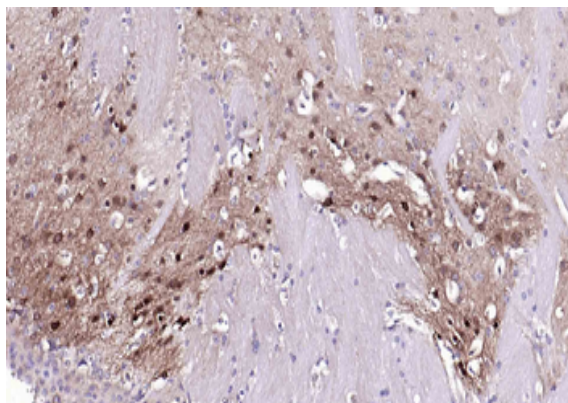
Paraformaldehyde-fixed, paraffin embedded Human Kidney, Antigen retrieval by boiling in sodium citrate buffer (pH6.0) for 15 min, Antibody incubation with Beclin 1 Monoclonal Antibody, Unconjugated (orb2563484) at 1:50 overnight at 4°C, followed by conjugation to the SP Kit (Rabbit) and DAB staining.

Biorbyt Ltd.

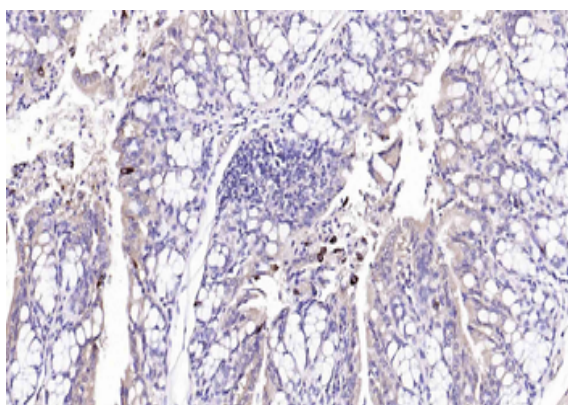
7 Signet Court, Swann's Road,
Cambridge, CB5 8LA, United Kingdom
Email: info@biorbyt.com, support@biorbyt.com
Phone: [+44 \(0\) 1223 859-353](tel:+44(0)1223859353) | Fax: [+1 \(415\) 651-8558](tel:+1(415)6518558)

Biorbyt LLC.

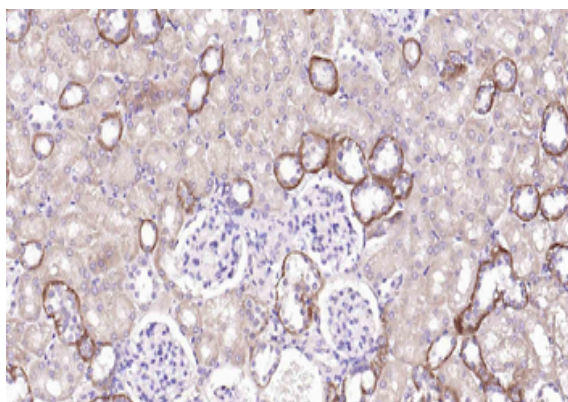
68 TW Alexander Drive,
Durham, NC, 27713, United States
Email: info@biorbyt.com, support@biorbyt.com
Phone: [+1 \(415\) 906-5211](tel:+1(415)9065211) | Fax: [+1 \(415\) 651-8558](tel:+1(415)6518558)



Paraformaldehyde-fixed, paraffin embedded Mouse Cerebrum, Antigen retrieval by boiling in sodium citrate buffer (pH6.0) for 15 min, Antibody incubation with Beclin 1 Monoclonal Antibody, Unconjugated (orb2563484) at 1:50 overnight at 4°C, followed by conjugation to the SP Kit (Rabbit) and DAB staining.



Paraformaldehyde-fixed, paraffin embedded Mouse Colon, Antigen retrieval by boiling in sodium citrate buffer (pH6.0) for 15 min, Antibody incubation with Beclin 1 Monoclonal Antibody, Unconjugated (orb2563484) at 1:50 overnight at 4°C, followed by conjugation to the SP Kit (Rabbit) and DAB staining.



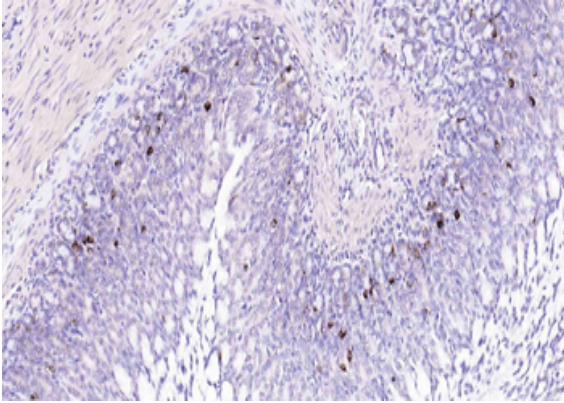
Paraformaldehyde-fixed, paraffin embedded Mouse Kidney, Antigen retrieval by boiling in sodium citrate buffer (pH6.0) for 15 min, Antibody incubation with Beclin 1 Monoclonal Antibody, Unconjugated (orb2563484) at 1:50 overnight at 4°C, followed by conjugation to the SP Kit (Rabbit) and DAB staining.

Biorbyt Ltd.

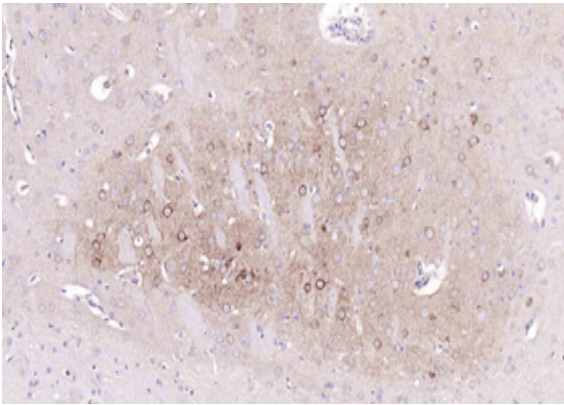
7 Signet Court, Swann's Road,
Cambridge, CB5 8LA, United Kingdom
Email: info@biorbyt.com, support@biorbyt.com
Phone: [+44 \(0\) 1223 859-353](tel:+44(0)1223859353) | Fax: [+1 \(415\) 651-8558](tel:+1(415)6518558)

Biorbyt LLC.

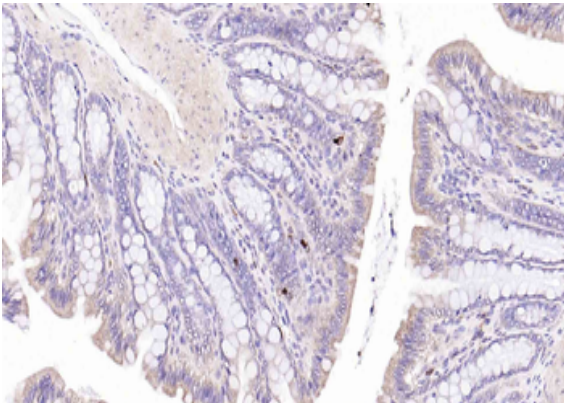
68 TW Alexander Drive,
Durham, NC, 27713, United States
Email: info@biorbyt.com, support@biorbyt.com
Phone: [+1 \(415\) 906-5211](tel:+1(415)9065211) | Fax: [+1 \(415\) 651-8558](tel:+1(415)6518558)



Paraformaldehyde-fixed, paraffin embedded Mouse Stomach, Antigen retrieval by boiling in sodium citrate buffer (pH6.0) for 15 min, Antibody incubation with Beclin 1 Monoclonal Antibody, Unconjugated (orb2563484) at 1:50 overnight at 4°C, followed by conjugation to the SP Kit (Rabbit) and DAB staining.



Paraformaldehyde-fixed, paraffin embedded Rat Cerebrum, Antigen retrieval by boiling in sodium citrate buffer (pH6.0) for 15 min, Antibody incubation with Beclin 1 Monoclonal Antibody, Unconjugated (orb2563484) at 1:50 overnight at 4°C, followed by conjugation to the SP Kit (Rabbit) and DAB staining.



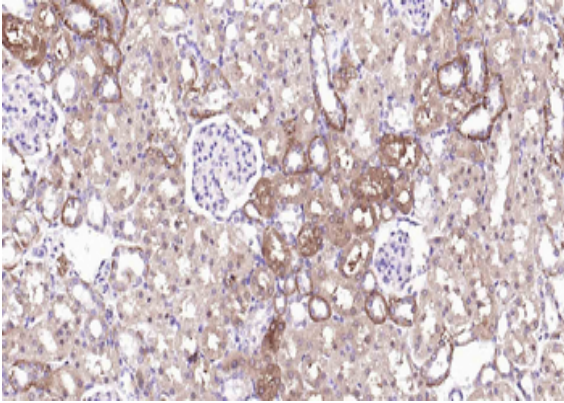
Paraformaldehyde-fixed, paraffin embedded Rat Colon, Antigen retrieval by boiling in sodium citrate buffer (pH6.0) for 15 min, Antibody incubation with Beclin 1 Monoclonal Antibody, Unconjugated (orb2563484) at 1:50 overnight at 4°C, followed by conjugation to the SP Kit (Rabbit) and DAB staining.

Biorbyt Ltd.

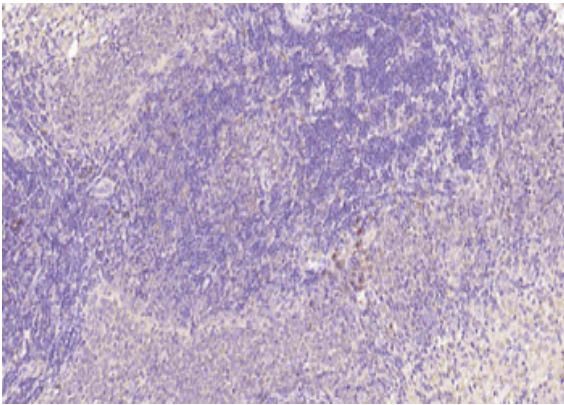
7 Signet Court, Swann's Road,
Cambridge, CB5 8LA, United Kingdom
Email: info@biorbyt.com, support@biorbyt.com
Phone: [+44 \(0\) 1223 859-353](tel:+44(0)1223859353) | Fax: [+1 \(415\) 651-8558](tel:+1(415)6518558)

Biorbyt LLC.

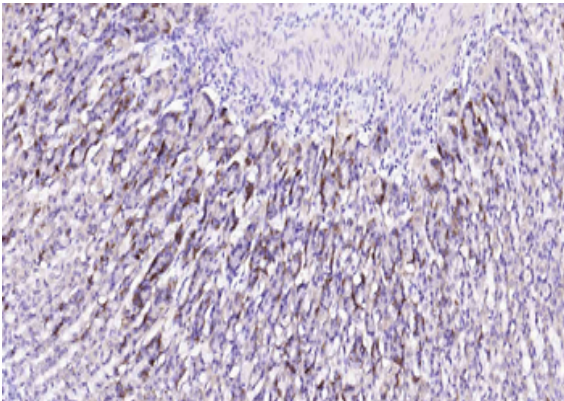
68 TW Alexander Drive,
Durham, NC, 27713, United States
Email: info@biorbyt.com, support@biorbyt.com
Phone: [+1 \(415\) 906-5211](tel:+1(415)9065211) | Fax: [+1 \(415\) 651-8558](tel:+1(415)6518558)



Paraformaldehyde-fixed, paraffin embedded Rat Kidney, Antigen retrieval by boiling in sodium citrate buffer (pH6.0) for 15 min, Antibody incubation with Beclin 1 Monoclonal Antibody, Unconjugated (orb2563484) at 1:50 overnight at 4°C, followed by conjugation to the SP Kit (Rabbit) and DAB staining.



Paraformaldehyde-fixed, paraffin embedded Rat Spleen, Antigen retrieval by boiling in sodium citrate buffer (pH6.0) for 15 min, Antibody incubation with Beclin 1 Monoclonal Antibody, Unconjugated (orb2563484) at 1:50 overnight at 4°C, followed by conjugation to the SP Kit (Rabbit) and DAB staining.



Paraformaldehyde-fixed, paraffin embedded Rat Stomach, Antigen retrieval by boiling in sodium citrate buffer (pH6.0) for 15 min, Antibody incubation with Beclin 1 Monoclonal Antibody, Unconjugated (orb2563484) at 1:50 overnight at 4°C, followed by conjugation to the SP Kit (Rabbit) and DAB staining.

Biorbyt Ltd.

7 Signet Court, Swann's Road,
Cambridge, CB5 8LA, United Kingdom
Email: info@biorbyt.com, support@biorbyt.com
Phone: [+44 \(0\) 1223 859-353](tel:+44(0)1223859353) | Fax: [+1 \(415\) 651-8558](tel:+1(415)6518558)

Biorbyt LLC.

68 TW Alexander Drive,
Durham, NC, 27713, United States
Email: info@biorbyt.com, support@biorbyt.com
Phone: [+1 \(415\) 906-5211](tel:+1(415)9065211) | Fax: [+1 \(415\) 651-8558](tel:+1(415)6518558)