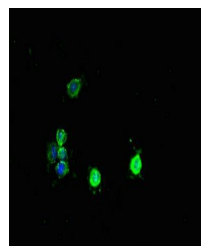


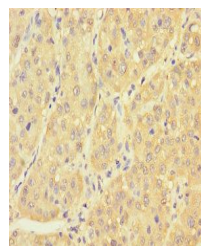
Product Datasheet

PCBD1 antibody (orb25269)

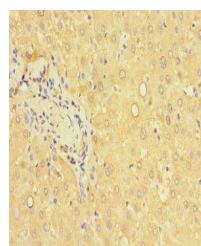
Description	PCBD1 antibody
Species/Host	Rabbit
Reactivity	Human
Conjugation	Unconjugated
Tested Applications	ELISA, IF, IHC
Immunogen	Recombinant Human Pterin-4-alpha-carbinolamine dehydratase protein (2-104AA)
Target	PCBD1
Preservatives	Preservative: 0.03% Proclin 300. Constituents: 50% Glycerol
Form/Appearance	Liquid
Storage	Maintain refrigerated at 2-8°C for up to 2 weeks. For long term storage store at -20°C in small aliquots to prevent freeze-thaw cycles.
Note	For research use only
Isotype	IgG
Clonality	Polyclonal
Uniprot ID	P61457
Dilution Range	IHC-P:1:20-200, IF:1:50-200
Expiration Date	12 months from date of receipt.



Immunofluorescence analysis of HeLa cell...



Immunohistochemical staining of human li...



Immunohistochemical staining of human li...