


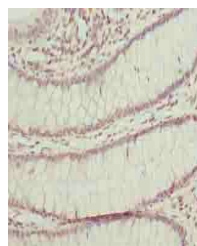
Product Datasheet

BUD31 antibody (orb25264)

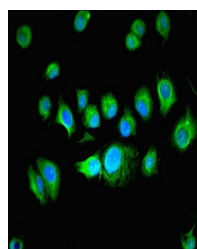
Description	BUD31 antibody
Species/Host	Rabbit
Reactivity	Human, Mouse
Conjugation	Unconjugated
Tested Applications	ELISA, IF, IHC, WB
Immunogen	Recombinant Human Protein BUD31 homolog protein (1-144AA)
Target	BUD31
Preservatives	Preservative: 0.03% Proclin 300. Constituents: 50% Glycerol
Form/Appearance	Liquid
Storage	Maintain refrigerated at 2-8°C for up to 2 weeks. For long term storage store at -20°C in small aliquots to prevent freeze-thaw cycles.
Note	For research use only
Isotype	IgG
Clonality	Polyclonal
Uniprot ID	P41223
Dilution Range	WB:1:500-2000, IHC-P:1:20-200, IF:1:50-200
Expiration Date	12 months from date of receipt.



Western blot analysis of Jurkat whole ce...



Immunohistochemical staining of human co...



Immunofluorescence analysis of MCF-7 cel...