
Product Datasheet

Peroxiredoxin 4/PRDX4 Antibody (orb251566)

Description

Peroxiredoxin 4/PRDX4 Antibody

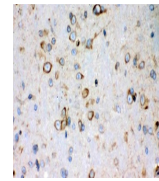


Species/Host

Rabbit

Reactivity

Human, Mouse, Rat



Conjugation

Unconjugated

Tested Applications

FC, ICC, IF, IHC, WB

IHC(P)
analysis of
Mouse Brain
Tissue us...

Immunogen

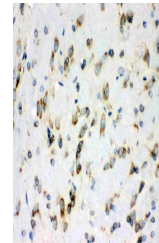
A synthetic peptide corresponding to a sequence at the C-terminus of human Peroxiredoxin 4 (178-2081aa SDLTHQISKDYGVYLED SGHTLRGLFIIDDK), different from the related mouse and rat sequences by one amino acid.

Form/Appearance

Lyophilized

Concentration

Adding 0.2 ml of distilled water will yield a concentration of 500 µg/ml.



Storage

Store at -20°C for one year from date of receipt. After reconstitution, at 4°C for one month. It can also be aliquotted and stored frozen at -20°C for six months. Avoid repeated freeze-thaw cycles.

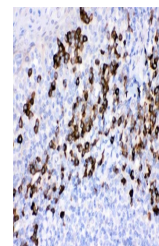
IHC(P)
analysis of
Rat Brain
Tissue usin...

Note

For research use only

Application notes

WB: The detection limit for Peroxiredoxin 4 is approximately 0.1ng/lane under reducing conditions. Tested Species: In-house tested species with positive results. By Heat: Boiling the paraffin sections in 10mM citrate buffer, pH6.0, for 20mins is required for the staining of formalin/paraffin sections. Other applications have not been tested. Optimal dilutions should be determined by end users. . Add 0.2ml of distilled water will yield a concentration of 500ug/ml.



IHC(P)
analysis of
Human Tonsil
Tissue u...

Isotype

Rabbit IgG

Clonality

Polyclonal

MW

30540 MW

Uniprot ID

[Q13162](#)

Expiration Date

12 months from date of receipt.