


Product Datasheet

RBP4 Antibody (orb251543)

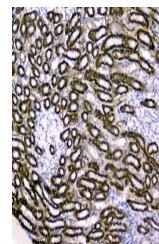
Description	RBP4 Antibody
Species/Host	Rabbit
Reactivity	Human, Mouse, Rat
Conjugation	Unconjugated
Tested Applications	ELISA, IHC, WB
Immunogen	E.coli-derived human RBP4 recombinant protein (Position: E19-201L). Human RBP4 shares 86% amino acid (aa) sequence identity with both mouse and rat RBP4.
Form/Appearance	Lyophilized
Concentration	Adding 0.2 ml of distilled water will yield a concentration of 500 µg/ml.
Storage	Store at -20°C for one year from date of receipt. After reconstitution, at 4°C for one month. It can also be aliquotted and stored frozen at -20°C for six months. Avoid repeated freeze-thaw cycles.
Note	For research use only
Application notes	WB: The detection limit for RBP4 is approximately 0.1ng/lane under reducing conditions. Tested Species: In-house tested species with positive results. By Heat: Boiling the paraffin sections in 10mM citrate buffer, pH6.0, for 20mins is required for the staining of formalin/paraffin sections. Other applications have not been tested. Optimal dilutions should be determined by end users. Add 0.2ml of distilled water will yield a concentration of 500ug/ml.
Isotype	Rabbit IgG
Clonality	Polyclonal
MW	23010 MW
Uniprot ID	P02753
Expiration Date	12 months from date of receipt.



Western blot analysis using Anti-RBP4 Pi...



IHC analysis of RBP4 using anti-RBP4 ant...



IHC analysis of RBP4 using anti-RBP4 ant...