
Product Datasheet

MASPIN/SERPINB5 Antibody (orb251539)

Description

MASPIN/SERPINB5 Antibody

Species/Host

Rabbit

Reactivity

Human, Mouse, Rat

Conjugation

Unconjugated

Tested Applications

ICC, IHC, WB

Immunogen

E.coli-derived human MASPIN recombinant protein (Position: M1-A350). Human MASPIN shares 88% and 89% amino acid (aa) sequence identity with mouse and rat MASPIN, respectively.

Form/Appearance

Lyophilized

Concentration

Adding 0.2 ml of distilled water will yield a concentration of 500 µg/ml.

Storage

Store at -20°C for one year from date of receipt. After reconstitution, at 4°C for one month. It can also be aliquotted and stored frozen at -20°C for six months. Avoid repeated freeze-thaw cycles.

Note

For research use only

Application notes

WB: The detection limit for MASPIN is approximately 0.1ng/lane under reducing conditions. Tested Species: In-house tested species with positive results. By Heat: Boiling the paraffin sections in 10mM citrate buffer, pH6.0, for 20mins is required for the staining of formalin/paraffin sections. Other applications have not been tested. Optimal dilutions should be determined by end users. . Add 0.2ml of distilled water will yield a concentration of 500ug/ml.

Isotype

Rabbit IgG

Clonality

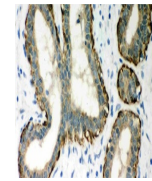
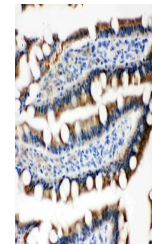
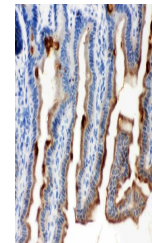
Polyclonal

MW

42100 MW

Uniprot ID
[P36952](https://www.uniprot.org/uniprot/P36952)
Expiration Date

12 months from date of receipt.


 IHC(P)
analysis of
Human
Mammary
Cancer ...

 IHC(P)
analysis of
Rat Intestine
Tissue ...

 IHC(P)
analysis of
Mouse
Intestine
Tissu...