
Product Datasheet

Peroxiredoxin 6/PRDX6 Antibody (orb251533)

Description

Peroxiredoxin 6/PRDX6 Antibody

Species/Host

Rabbit

Reactivity

Human, Mouse, Rat

Conjugation

Unconjugated

Tested Applications

ICC, IHC, WB

Immunogen

E.coli-derived human Peroxiredoxin 6 recombinant protein (Position: E15-P224). Human Peroxiredoxin 6 shares 90% and 91% amino acid (aa) sequence identity with mouse and rat Peroxiredoxin 6, respectively.

Form/Appearance

Lyophilized

Concentration

Adding 0.2 ml of distilled water will yield a concentration of 500 µg/ml.

Storage

Store at -20°C for one year from date of receipt. After reconstitution, at 4°C for one month. It can also be aliquotted and stored frozen at -20°C for six months. Avoid repeated freeze-thaw cycles.

Note

For research use only

Application notes

WB: The detection limit for Peroxiredoxin 6 is approximately 0.1ng/lane under reducing conditions. Tested Species: In-house tested species with positive results. By Heat: Boiling the paraffin sections in 10mM citrate buffer, pH6.0, for 20mins is required for the staining of formalin/paraffin sections. Other applications have not been tested. Optimal dilutions should be determined by end users. . Add 0.2ml of distilled water will yield a concentration of 500ug/ml.

Isotype

Rabbit IgG

Clonality

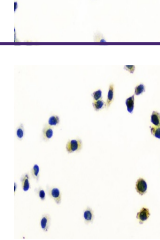
Polyclonal

MW

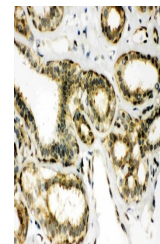
25035 MW

Uniprot ID
[P30041](#)
Expiration Date

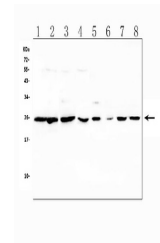
12 months from date of receipt.



ICC analysis of PRDX6 using anti-PRDX6 a...



IHC(P) analysis of Human Mammary Cancer ...



WB analysis of Peroxiredoxin 6 using ant...