

---

## Product Datasheet

### Glucocorticoid Receptor/NR3C1 Antibody (orb251525)

**Description**

Glucocorticoid Receptor/NR3C1 Antibody

**Species/Host**

Rabbit

**Reactivity**

Human, Mouse, Rat

**Conjugation**

Unconjugated

**Tested Applications**

IHC, WB

**Immunogen**

E.coli-derived human NR3C1 recombinant protein (Position: A20-F199). Human NR3C1 shares 80% and 74% amino acid (aa) sequence identity with mouse and rat NR3C1, respectively.

**Form/Appearance**

Lyophilized

**Concentration**

Adding 0.2 ml of distilled water will yield a concentration of 500 µg/ml.

**Storage**

Store at -20°C for one year from date of receipt. After reconstitution, at 4°C for one month. It can also be aliquotted and stored frozen at -20°C for six months. Avoid repeated freeze-thaw cycles.

**Note**

For research use only

**Application notes**

WB: The detection limit for NR3C1 is approximately 0.1ng/lane under reducing conditions. Tested Species: In-house tested species with positive results. By Heat: Boiling the paraffin sections in 10mM citrate buffer, pH6.0, for 20mins is required for the staining of formalin/paraffin sections. Other applications have not been tested. Optimal dilutions should be determined by end users. . Add 0.2ml of distilled water will yield a concentration of 500ug/ml.

**Isotype**

Rabbit IgG

**Clonality**

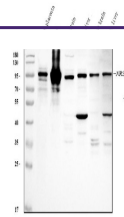
Polyclonal

**MW**


85659 MW

**Uniprot ID**
[P04150](#)
**Expiration Date**

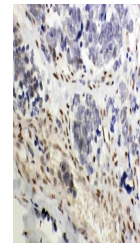
12 months from date of receipt.



WB analysis of NR3C1 using anti-NR3C1 an...



IHC analysis of NR3C1 using anti-NR3C1 a...



IHC analysis of NR3C1 using anti-NR3C1 a...