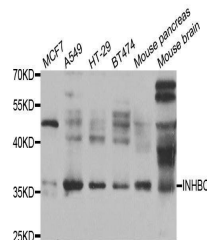


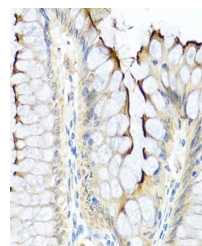
Product Datasheet

INHBC antibody (orb248063)

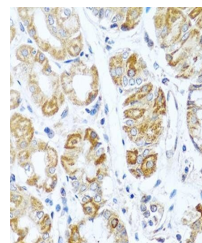
Description	Rabbit polyclonal antibody to INHBC
Reactivity	Human, Mouse, Rat
Conjugation	Unconjugated
Tested Applications	WB
Immunogen	Recombinant fusion protein of human INHBC(NP_005529.1).
Preservatives	PBS with 0.02% sodium azide,50% glycerol,pH7.3.
Concentration	1 mg/ml
Storage	Maintain refrigerated at 2-8°C for up to 2 weeks. For long term storage store at -20°C in small aliquots to prevent freeze-thaw cycles.
Note	For research use only
Isotype	IgG
Clonality	Polyclonal
MW	38kDa
Uniprot ID	P55103
Dilution Range	WB: 1:500-2000, IHC-P: 1:100-200
Expiration Date	12 months from date of receipt.



Western blot analysis of extracts of var...



Immunohistochemical staining of rat kidn...



Immunohistochemical staining of human CO...