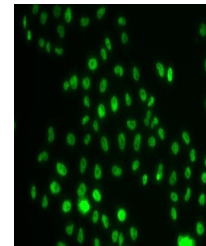


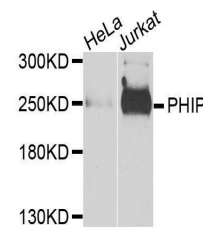
## Product Datasheet

### PHIP antibody (orb247853)

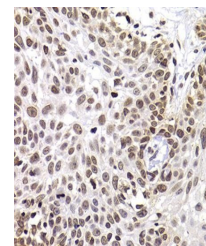
|                            |   |
|----------------------------|---|
| <b>Description</b>         | Rabbit polyclonal antibody to PHIP  |
| <b>Reactivity</b>          | Human, Mouse  |
| <b>Conjugation</b>         | Unconjugated  |
| <b>Tested Applications</b> | ICC, IF, IHC, WB  |
| <b>Immunogen</b>           | Recombinant fusion protein of human PHIP(NP_060404.3).  |
| <b>Preservatives</b>       | PBS with 0.02% sodium azide, 50% glycerol, pH7.3.   |
| <b>Concentration</b>       | 1 mg/ml   |
| <b>Storage</b>             | Maintain refrigerated at 2-8°C for up to 2 weeks. For long term storage store at -20°C in small aliquots to prevent freeze-thaw cycles. |
| <b>Note</b>                | For research use only   |
| <b>Isotype</b>             | IgG   |
| <b>Clonality</b>           | Polyclonal  |
| <b>MW</b>                  | 250kDa  |
| <b>Uniprot ID</b>          | <a href="#">Q8WWQ0</a>  |
| <b>Dilution Range</b>      | WB: 1:500-2000, IHC-P: 1:50-200, IF/ICC: 1:50-100   |
| <b>Expiration Date</b>     | 12 months from date of receipt.   |



Immunofluorescence analysis of MCF7 cell...



Western blot analysis of extracts of var...



Immunohistochemical staining of human sk...