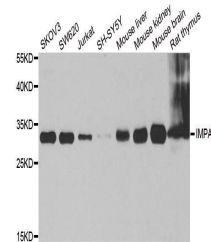


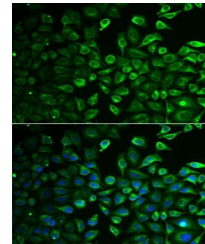
Product Datasheet

IMPA1 antibody (orb247405)

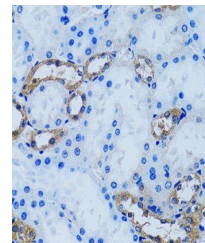
Description	Rabbit polyclonal antibody to IMPA1
Species/Host	Rabbit
Reactivity	Human, Mouse, Rat
Conjugation	Unconjugated
Tested Applications	IF, IHC, WB
Immunogen	Recombinant fusion protein of human IMPA1 (NP_005527.1).
Preservatives	Buffer: PBS with 0.02% sodium azide, 50% glycerol, pH7.3.
Concentration	1 mg/ml
Storage	Maintain refrigerated at 2-8°C for up to 2 weeks. For long term storage store at -20°C in small aliquots to prevent freeze-thaw cycles.
Note	For research use only
Isotype	IgG
Clonality	Polyclonal
Purity	Affinity purification
MW	30kDa
Uniprot ID	P29218
Entrez	3612
Dilution Range	WB: 1:500-2000, IHC-P: 1:50-200, IF/ICC: 1:10-100
Expiration Date	12 months from date of receipt.



Western blot analysis of extracts of var...



Immunofluorescence analysis of A549 cell...



Immunohistochemistry of paraffin-embedde...