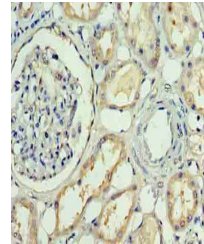


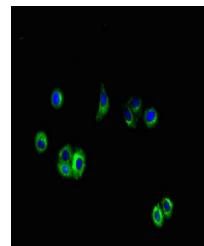
Product Datasheet

Amyloid beta A4 protein antibody (orb242610)

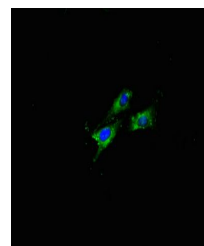
Description	Amyloid beta A4 protein antibody
Species/Host	Rabbit
Reactivity	Human, Mouse
Conjugation	Unconjugated
Tested Applications	ELISA, IF, IHC, WB
Immunogen	Recombinant Human Amyloid-beta A4 protein (18-270AA)
Target	APP
Preservatives	Preservative: 0.03% Proclin 300. Constituents: 50% Glycerol
Form/Appearance	Liquid
Storage	Maintain refrigerated at 2-8°C for up to 2 weeks. For long term storage store at -20°C in small aliquots to prevent freeze-thaw cycles.
Note	For research use only
Isotype	IgG
Clonality	Polyclonal
Uniprot ID	P05067
Dilution Range	WB:1:1000-1:5000, IHC-P:1:20-1:200, IF:1:50-1:200
Expiration Date	12 months from date of receipt.



Immunohistochemical staining of human brain tissue showing amyloid beta A4 protein.



Immunofluorescence analysis of HepG2 cells showing amyloid beta A4 protein.



Immunofluorescence analysis of HeLa cells showing amyloid beta A4 protein.