

Product Datasheet

3-hydroxyacyl-CoA dehydrogenase type-2 antibody (orb242577)

Description 3-hydroxyacyl-CoA dehydrogenase type-2 antibody

Species/Host Rabbit

Reactivity Human

Conjugation Unconjugated

Tested Applications ELISA, IF, IP, WB

Immunogen Recombinant Human 3-hydroxyacyl-CoA dehydrogenase type-2 protein (2-261AA)

Target HSD17B10

Preservatives Preservative: 0.03% Proclin 300.
Constituents: 50% Glycerol

Form/Appearance Liquid

Storage Maintain refrigerated at 2-8°C for up to 2 weeks. For long term storage store at -20°C in small aliquots to prevent freeze-thaw cycles.

Note For research use only

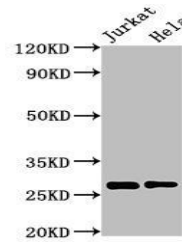
Isotype IgG

Clonality Polyclonal

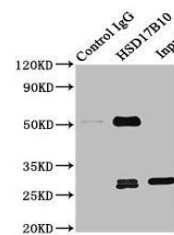
Uniprot ID [Q99714](#)

Dilution Range WB:1:1000-1:5000, IF:1:50-1:200, IP:1:200-1:2000

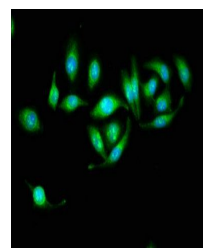
Expiration Date 12 months from date of receipt.



Western blot analysis of Jurkat whole ce...



Immunoprecipitation analysis of 293T who...



Immunofluorescence analysis of A549 cell...