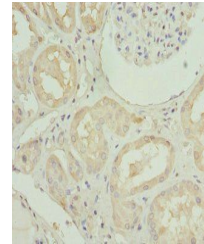


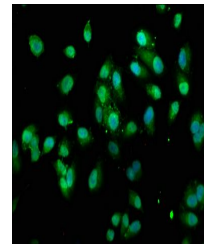
Product Datasheet

TRX antibody (orb242329)

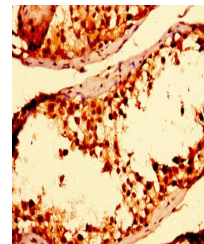
Description	TRX antibody
Species/Host	Rabbit
Reactivity	Human
Conjugation	Unconjugated
Tested Applications	ELISA, IF, IHC, WB
Immunogen	Recombinant Human Thioredoxin protein (2-105AA)
Target	TXN
Preservatives	Preservative: 0.03% Proclin 300. Constituents: 50% Glycerol
Form/Appearance	Liquid
Storage	Maintain refrigerated at 2-8°C for up to 2 weeks. For long term storage store at -20°C in small aliquots to prevent freeze-thaw cycles.
Note	For research use only
Isotype	IgG
Clonality	Polyclonal
Uniprot ID	P10599
Dilution Range	WB:1:500-1:5000, IHC-P:1:200-1:500, IF:1:50-1:200
Expiration Date	12 months from date of receipt.



Immunohistochemical staining of human kidney tissue.



Immunofluorescence analysis of HeLa cells.



Immunohistochemical staining of human testis tissue.