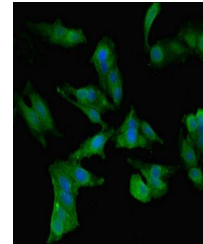


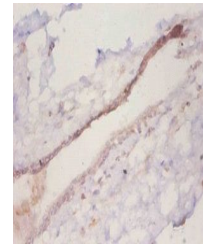
Product Datasheet

C-C motif chemokine 2 antibody (orb240703)

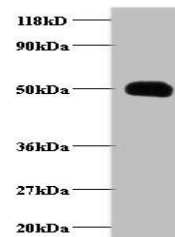
| | |
|----------------------------|---|
| Description | C-C motif chemokine 2 antibody |
| Species/Host | Rabbit |
| Reactivity | Human |
| Conjugation | Unconjugated |
| Tested Applications | ELISA, IF, IHC, WB |
| Immunogen | Recombinant Human C-C motif chemokine 2 protein (24-99AA) |
| Target | CCL2 |
| Preservatives | Preservative: 0.03% Proclin 300. Constituents: 50% Glycerol |
| Form/Appearance | Liquid |
| Storage | Maintain refrigerated at 2-8°C for up to 2 weeks. For long term storage store at -20°C in small aliquots to prevent freeze-thaw cycles. |
| Note | For research use only |
| Isotype | IgG |
| Clonality | Polyclonal |
| Uniprot ID | P13500 |
| Dilution Range | WB:1:500-1:2000, IHC-P:1:20-1:200, IF:1:50-1:200 |
| Expiration Date | 12 months from date of receipt. |



Immunofluorescence analysis of HeLa cell...



Immunohistochemical staining of human ma...



Western blot analysis of EC109 whole cel...