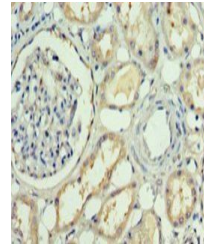


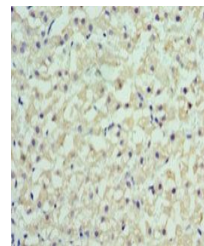
Product Datasheet

Retinol-binding protein 4 antibody (orb240331)

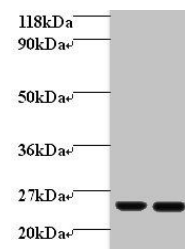
Description	Retinol-binding protein 4 antibody
Species/Host	Rabbit
Reactivity	Human
Conjugation	Unconjugated
Tested Applications	ELISA, IHC, WB
Immunogen	Recombinant Human Retinol-binding protein 4 protein (19-201AA)
Target	RBP4
Preservatives	Preservative: 0.03% Proclin 300. Constituents: 50% Glycerol
Form/Appearance	Liquid
Storage	Upon receipt, store at -20°C or -80°C. Avoid repeated freeze.
Note	For research use only
Isotype	IgG
Clonality	Polyclonal
Uniprot ID	P02753
Dilution Range	WB:1:1000-1:5000, IHC-P:1:20-1:200
Expiration Date	12 months from date of receipt.



Immunohistochemical staining of human kidney tissue.



Immunohistochemical staining of human liver tissue.



Western blot analysis of human positive control.