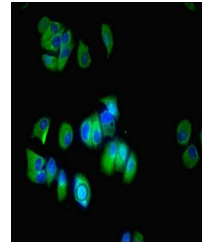


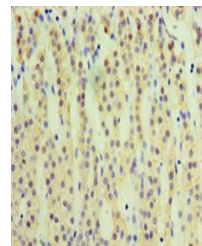
Product Datasheet

Steroid 17-alpha-hydroxylase/17, 20 lyase antibody (orb240145)

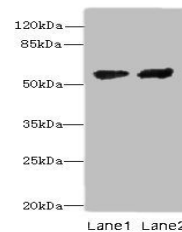
Description	Steroid 17-alpha-hydroxylase/17, 20 lyase antibody
Species/Host	Rabbit
Reactivity	Human
Conjugation	Unconjugated
Tested Applications	ELISA, IF, IHC, WB
Immunogen	Recombinant Human Steroid 17-alpha-hydroxylase/17,20 lyase protein (24-508AA)
Target	CYP17A1
Preservatives	Preservative: 0.03% Proclin 300. Constituents: 50% Glycerol
Form/Appearance	Liquid
Storage	Maintain refrigerated at 2-8°C for up to 2 weeks. For long term storage store at -20°C in small aliquots to prevent freeze-thaw cycles.
Note	For research use only
Isotype	IgG
Clonality	Polyclonal
Uniprot ID	P05093
Dilution Range	WB:1:1000-5000, IHC-P:1:20-200, IF:1:50-200
Expiration Date	12 months from date of receipt.



Immunofluorescence analysis of MCF-7 cel...



20 lyase antibody



Immunohistochemical staining of human ad...