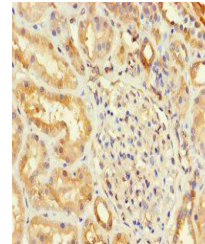


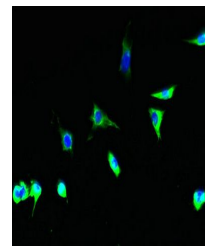
## Product Datasheet

### GDP-L-fucose synthase antibody (orb239944)


<b>Description</b>	GDP-L-fucose synthase antibody
<b>Species/Host</b>	Rabbit
<b>Reactivity</b>	Human
<b>Conjugation</b>	Unconjugated
<b>Tested Applications</b>	ELISA, IF, IHC, WB
<b>Immunogen</b>	Recombinant Human GDP-L-fucose synthase protein (1-314AA)
<b>Target</b>	TSTA3
<b>Preservatives</b>	Preservative: 0.03% Proclin 300. Constituents: 50% Glycerol
<b>Form/Appearance</b>	Liquid
<b>Storage</b>	Maintain refrigerated at 2-8°C for up to 2 weeks. For long term storage store at -20°C in small aliquots to prevent freeze-thaw cycles.
<b>Note</b>	For research use only
<b>Isotype</b>	IgG
<b>Clonality</b>	Polyclonal
<b>Uniprot ID</b>	<a href="#">Q13630</a>
<b>Dilution Range</b>	WB:1:500-1:5000, IHC-P:1:20-1:200, IF:1:50-1:200
<b>Expiration Date</b>	12 months from date of receipt.



Immunohistochemical staining of human kidney tissue.



Immunofluorescence analysis of Hela cells.



Western blot analysis of EC109 whole cell lysate.