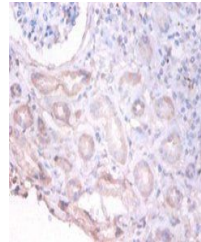


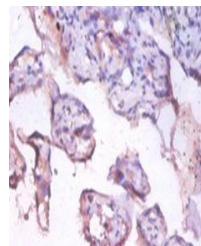
Product Datasheet

D-3-phosphoglycerate dehydrogenase antibody (orb239893)

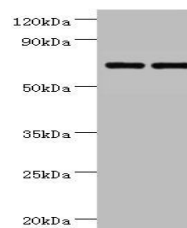
Description	D-3-phosphoglycerate dehydrogenase antibody
Species/Host	Rabbit
Reactivity	Human
Conjugation	Unconjugated
Tested Applications	ELISA, IHC, WB
Immunogen	Recombinant Human D-3-phosphoglycerate dehydrogenase protein (2-251AA)
Target	PHGDH
Preservatives	Preservative: 0.03% Proclin 300. Constituents: 50% Glycerol
Form/Appearance	Liquid
Storage	Maintain refrigerated at 2-8°C for up to 2 weeks. For long term storage store at -20°C in small aliquots to prevent freeze-thaw cycles.
Note	For research use only
Isotype	IgG
Clonality	Polyclonal
Uniprot ID	O43175
Dilution Range	WB:1:1000-1:5000, IHC-P:1:20-1:200
Expiration Date	12 months from date of receipt.



Immunohistochemical staining of human kidney tissue.



Immunohistochemical staining of human placenta tissue.



Western blot analysis of EC109 whole cell lysate.