

Product Datasheet

IKB beta/NFKBIB Antibody (orb234338)

Description

IKB beta/NFKBIB Antibody

Species/Host

Rabbit

Reactivity

Human, Mouse, Rat

Conjugation

Unconjugated

Tested

IHC, WB

Applications
Immunogen

E.coli-derived human IKB beta recombinant protein (Position: E56-E237). Human IKB beta shares 82% and 80% amino acid (aa) sequence identity with mouse and rat IKB beta, respectively.

Form/Appearance

Lyophilized

Concentration

Adding 0.2 ml of distilled water will yield a concentration of 500 µg/ml.

Storage

Store at -20°C for one year from date of receipt. After reconstitution, at 4°C for one month. It can also be aliquotted and stored frozen at -20°C for six months. Avoid repeated freeze-thaw cycles.

Note

For research use only

Application notes

WB: The detection limit for IKB beta is approximately 0.25ng/lane under reducing conditions. Tested Species: In-house tested species with positive results. By Heat: Boiling the paraffin sections in 10mM citrate buffer, pH6.0, for 20mins is required for the staining of formalin/paraffin sections. Other applications have not been tested. Optimal dilutions should be determined by end users. . Add 0.2ml of distilled water will yield a concentration of 500ug/ml.

Isotype

Rabbit IgG

Clonality

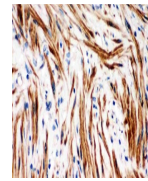
Polyclonal

MW

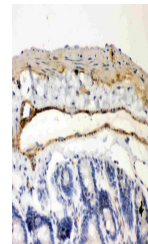
37771 MW

Uniprot ID
[Q15653](#)
Expiration Date

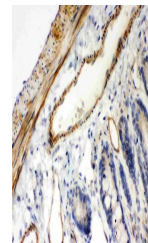
12 months from date of receipt.



IHC(P)
analysis of
Human
Intestinal
Canc...



IHC(P)
analysis of
Mouse
Intestine
Tissu...



IHC(P)
analysis of
Rat Intestine
Tissue ...