
Product Datasheet

IKB alpha/NFKBIA Antibody (orb234337)

Description

IKB alpha/NFKBIA Antibody

Species/Host

Rabbit

Reactivity

Human, Mouse, Rat

Conjugation

Unconjugated

Tested Applications

IHC, WB

Immunogen

E.coli-derived human IKB alpha recombinant protein (Position: Q3-Q112). Human IKB alpha shares 87% and 86% amino acid (aa) sequence identity with mouse and rat IKB alpha, respectively.

Form/Appearance

Lyophilized

Concentration

Adding 0.2 ml of distilled water will yield a concentration of 500 µg/ml.

Storage

Store at -20°C for one year from date of receipt. After reconstitution, at 4°C for one month. It can also be aliquotted and stored frozen at -20°C for six months. Avoid repeated freeze-thaw cycles.

Note

For research use only

Application notes

WB: The detection limit for IKB alpha is approximately 0.2ng/lane under reducing conditions. Tested Species: In-house tested species with positive results. By Heat: Boiling the paraffin sections in 10mM citrate buffer, pH6.0, for 20mins is required for the staining of formalin/paraffin sections. Other applications have not been tested. Optimal dilutions should be determined by end users. . Add 0.2ml of distilled water will yield a concentration of 500ug/ml.

Isotype

Rabbit IgG

Clonality

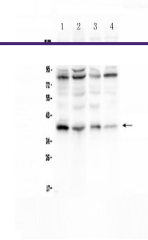
Polyclonal

MW


35609 MW

Uniprot ID
P25963
Expiration Date

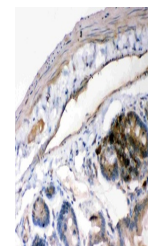
12 months from date of receipt.



WB analysis of IKB Alpha using anti-IKB ...



WB analysis of IKB Alpha using anti-IKB ...



IHC analysis of IKB alpha using anti-IKB...