
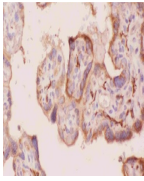
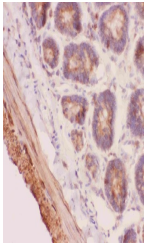
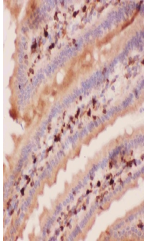

Product Datasheet

Angiopoietin 2/ANGPT2 Antibody (orb234264)

Description	Angiotensin 2/ANGPT2 Antibody	
Species/Host	Rabbit	
Reactivity	Human, Mouse, Rat	
Conjugation	Unconjugated	
Tested Applications	IHC	IHC(P) analysis of Human Placenta Tissue...
Immunogen	E.coli-derived human Angiotensin 2 recombinant protein (Position: Y19-N348). Human Angiotensin 2 shares 84% and 85% amino acid (aa) sequences identity with mouse and rat Angiotensin 2, respectively.	
Form/Appearance	Lyophilized	
Concentration	Adding 0.2 ml of distilled water will yield a concentration of 500 µg/ml.	
Storage	Store at -20°C for one year from date of receipt. After reconstitution, at 4°C for one month. It can also be aliquotted and stored frozen at -20°C for six months. Avoid repeated freeze-thaw cycles.	IHC(P) analysis of Rat Intestine Tissue ...
Note	For research use only	
Application notes	Tested Species: In-house tested species with positive results. By Heat: Boiling the paraffin sections in 10mM citrate buffer, pH6.0, for 20mins is required for the staining of formalin/paraffin sections. Other applications have not been tested. Optimal dilutions should be determined by end users. . Add 0.2ml of distilled water will yield a concentration of 500ug/ml.	
Isotype	Rabbit IgG	
Clonality	Polyclonal	IHC(P) analysis of Mouse Intestine Tissu...
MW	56919 MW	
Uniprot ID	O15123	
Expiration Date	12 months from date of receipt.	