


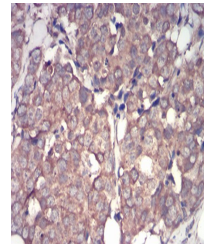
## Product Datasheet

### IRAK3 Antibody (orb229763)

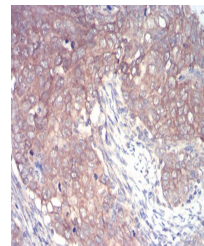
|                            |   |
|----------------------------|---|
| <b>Description</b>         | Mouse monoclonal antibody to IRAK3  |
| <b>Species/Host</b>        | Mouse   |
| <b>Reactivity</b>          | Human   |
| <b>Conjugation</b>         | Unconjugated  |
| <b>Tested Applications</b> | ELISA, FC, ICC, IHC   |
| <b>Immunogen</b>           | Purified recombinant fragment of human IRAK3 (AA: 454-596) expressed in E. Coli.  |
| <b>Preservatives</b>       | Purified antibody in PBS with 0.05% sodium azide  |
| <b>Concentration</b>       | 1mg/ml  |
| <b>Storage</b>             | Maintain refrigerated at 2-8°C for up to 2 weeks. For long term storage store at -20°C in small aliquots to prevent freeze-thaw cycles. |
| <b>Note</b>                | For research use only   |
| <b>Isotype</b>             | Mouse IgG1  |
| <b>Clonality</b>           | Monoclonal  |
| <b>MW</b>                  | 67.8kDa   |
| <b>Entrez</b>              | <a href="#">11213</a>   |
| <b>Dilution Range</b>      | IHC: 1/200 - 1/1000; ICC: 1/200 - 1/1000; RCM: 1/200 - 1/400; ELISA: 1/10000  |
| <b>Expiration Date</b>     | 12 months from date of receipt.   |



Western blot analysis of HEK293 (lane 1)...



IHC-P of breast cancer tissues using IRA...



Immunohistochemical analysis of formalin...