

Product Datasheet

ADD1 monoclonal antibody (M01), clone 2C9 (orb2296372)

| | |
|----------------------------|---|
| Description | Mouse monoclonal antibody raised against a full length recombinant ADD1. |
| Species/Host | Mouse |
| Reactivity | Human |
| Conjugation | Unconjugated |
| Tested Applications | ELISA, IHC-P, WB |
| Immunogen | ADD1 (AAH42998, 1 a.a. ~ 662 a.a) full-length recombinant protein with GST tag. MW of the GST tag alone is 26 KDa. |
| Preservatives | In 1x PBS, pH 7.4 |
| Storage | Maintain refrigerated at 2-8°C for up to 2 weeks. For long term storage store at -20°C in small aliquots to prevent freeze-thaw cycles. |
| Note | For research use only |
| Protein Sequence | MNGDSRAAVVTSPPTTAPHKERYFDRVDENNPEYLRERNMAPDLRQDFNMMEQKKRVS MILQSPAFCEELESMIQEQFKKGKNPTGLLALQQIADFMTTNVNPVYPAAPQGGMAALNMS LGMVTPVNDLRGSDSIAYDKGEKLLRCKLAIFYRLADLFGWSQLIYNHITTRVNSEQEHFLIV PFGLLYSEVTASSLVKINLQGDIVDRGSTNLGVNQAGFTLHSAIYAARPDKCVVHIHTPAG AAVSAMKCGLLPISPEALS LGEVAYHDYHGILVDEEEKVLIQKNLGPKSKVLILRNHGLVSVG ESVEEAFYYIHNLVVACEIQVRTLASAGGPDNLVLLNPEKYKAKSRSPGSPVGEETGSPPKW QIGEQEFEALMRMLDNLGYRTGYRYPALREKSKKYSDVEVPASVTGYSFASDGDGSGTCS PLRHSFQKQQREKTRWLNSGRGDEASEEGQNGSSPKSKTKWTKEDGHRTSTSAVPNLFV PLNTNPKEVQEMRNKIREQNLQDIKTAGPQSQVLCGVVMDRSLVQDAPLSDCTETIEGLEL TEQTFSPAKSLSFRKGELVTASKAIEKEYQPHVIVSTTGPNPFTLLTDRELEEYRREVERKQK GSEENLDEAREQKEKSPPDQPAVPHPPPSTPIKLEEGDGCAREYLLP |
| Isotype | IgG1 kappa |
| Clonality | Monoclonal |

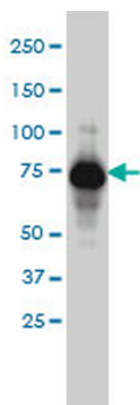
Biorbyt Ltd.

7 Signet Court, Swann's Road,
Cambridge, CB5 8LA, United Kingdom
Email: info@biorbyt.com, support@biorbyt.com
Phone: [+44 \(0\) 1223 859-353](tel:+44(0)1223859353) | Fax: [+1 \(415\) 651-8558](tel:+1(415)6518558)

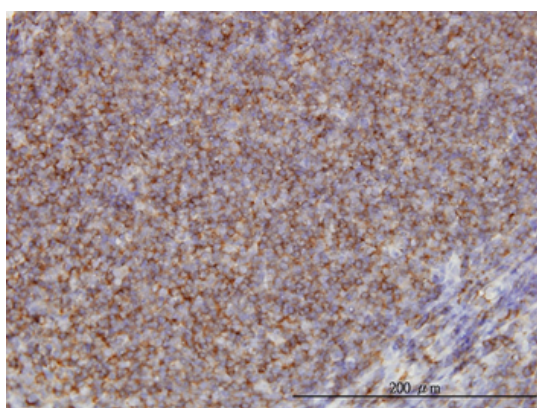
Biorbyt LLC.

68 TW Alexander Drive,
Durham, NC, 27713, United States
Email: info@biorbyt.com, support@biorbyt.com
Phone: [+1 \(415\) 906-5211](tel:+1(415)9065211) | Fax: [+1 \(415\) 651-8558](tel:+1(415)6518558)

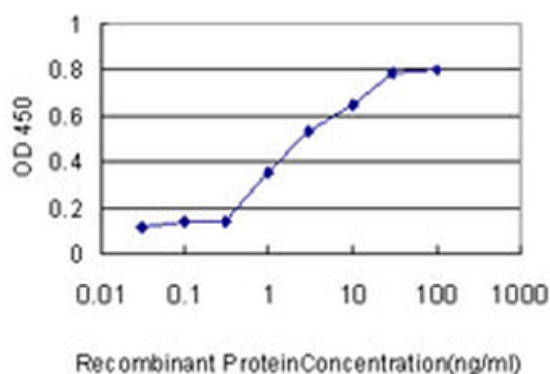
| | |
|------------------------|---------------------------------|
| Clone Number | 2C9 |
| NCBI | AAH42998 |
| Expiration Date | 12 months from date of receipt. |



ADD1 monoclonal antibody (M01), clone 2C9 Western Blot analysis of ADD1 expression in IMR-32.



Immunoperoxidase of monoclonal antibody to ADD1 on formalin-fixed paraffin-embedded human tonsil. [antibody concentration 3 ug/ml]




Detection limit for recombinant GST tagged ADD1 is approximately 0.3 ng/ml as a capture antibody.

Biorbyt Ltd.

7 Signet Court, Swann's Road,
Cambridge, CB5 8LA, United Kingdom
Email: info@biorbyt.com, support@biorbyt.com
Phone: [+44 \(0\) 1223 859-353](tel:+44(0)1223859353) | Fax: [+1 \(415\) 651-8558](tel:+1(415)6518558)

Biorbyt LLC.

68 TW Alexander Drive,
Durham, NC, 27713, United States
Email: info@biorbyt.com, support@biorbyt.com
Phone: [+1 \(415\) 906-5211](tel:+1(415)9065211) | Fax: [+1 \(415\) 651-8558](tel:+1(415)6518558)



Western Blot detection against Immunogen (98.56 KDa).

Biorbyt Ltd.

7 Signet Court, Swann's Road,
Cambridge, CB5 8LA, United Kingdom
Email: info@biorbyt.com, support@biorbyt.com
Phone: [+44 \(0\) 1223 859-353](tel:+44(0)1223859353) | Fax: [+1 \(415\) 651-8558](tel:+1(415)6518558)

Biorbyt LLC.

68 TW Alexander Drive,
Durham, NC, 27713, United States
Email: info@biorbyt.com, support@biorbyt.com
Phone: [+1 \(415\) 906-5211](tel:+1(415)9065211) | Fax: [+1 \(415\) 651-8558](tel:+1(415)6518558)