

## Product Datasheet

# CD44 monoclonal antibody (M03), clone 1E1 (orb2294762)

<b>Description</b>	Mouse monoclonal antibody raised against a full-length recombinant CD44.
<b>Species/Host</b>	Mouse
<b>Reactivity</b>	Human
<b>Conjugation</b>	Unconjugated
<b>Tested Applications</b>	ELISA, WB
<b>Immunogen</b>	CD44 (AAH04372, 1 a.a. ~ 699 a.a) full-length recombinant protein with GST tag. MW of the GST tag alone is 26 KDa.
<b>Preservatives</b>	In 1x PBS, pH 7.4
<b>Storage</b>	Maintain refrigerated at 2-8°C for up to 2 weeks. For long term storage store at -20°C in small aliquots to prevent freeze-thaw cycles.
<b>Note</b>	For research use only
<b>Protein Sequence</b>	MDKFWWHAAWGLCLVPLSLAQIDLNITCRFAGVFHVEKNGRYSISRTEAADLCKAFNSTLP TMAQMEKALSIGFETCRYGFIEGHVVIPRIHPNSICAAANTGVYILTSNTS QYD TYCFNASAP PEEDCTSVTDLPNAFDGPITITIVNRD GTRYVQKGEYRTNPEDIYPSNPTDDD VSSGSSSERS STSGGYIFYTFSTVHPIPEDSPWITDSTDRIPATSTSSNTISAGWEPNEENEDRDRHLSFS GSGIDDED FISSTISTTPRAF DHTKQNQDWTQWNPSHSNPEVLLQTTTRMTD VDRNGTT AYEGNWNPEAHPPLIHHEHHEEEETPHSTSTIQATPSSTTEETATQKEQWFGNRWHEGYR QTPRED SHSTTG TAAASAHTSHPMQGR TTPSPEDSSWTDFFNPISHPMGRGHQAGRRMD MDSSHSTTLQPTANPNTGLVEDLDRTGPLSM TTTQQSNSQSFST SHEGLEEDKDHP TTTSTLT SSNRNDVTGRRDPNHSEGSTTLLEGYTSHPHTKESRTFIPV TSAKTGSFGVTA VTVGDS NSNVNRSLSGDQDTFHPSGGSH TTHGSESDGHS HGSQEGGANTTSGPIRTPQIPEWLIL A SLLALALILAVCIAVNSRRRCGQKKKLVINSGNGAVEDRKPSGLNGEASKSQEMVHLVNKES SETPDQFMTAETRNLQNVD MKIGV
<b>Isotype</b>	IgG1 Kappa

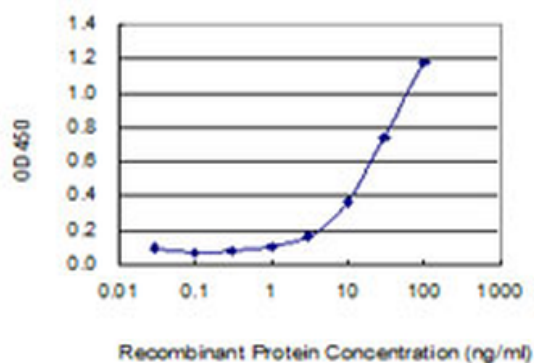
**Biorbyt Ltd.**

7 Signet Court, Swann's Road,  
Cambridge, CB5 8LA, United Kingdom  
Email: [info@biorbyt.com](mailto:info@biorbyt.com), [support@biorbyt.com](mailto:support@biorbyt.com)  
Phone: [+44 \(0\) 1223 859-353](tel:+44(0)1223859353) | Fax: [+1 \(415\) 651-8558](tel:+1(415)6518558)

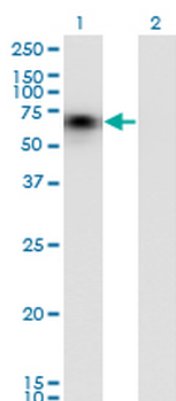
**Biorbyt LLC.**

68 TW Alexander Drive,  
Durham, NC, 27713, United States  
Email: [info@biorbyt.com](mailto:info@biorbyt.com), [support@biorbyt.com](mailto:support@biorbyt.com)  
Phone: [+1 \(415\) 906-5211](tel:+1(415)9065211) | Fax: [+1 \(415\) 651-8558](tel:+1(415)6518558)


<b>Clonality</b>	Monoclonal
<b>Clone Number</b>	1E1
<b>NCBI</b>	<b>AAH04372</b>
<b>Expiration Date</b>	12 months from date of receipt.



Detection limit for recombinant GST tagged CD44 is 0.3 ng/ml as a capture antibody.



Western Blot analysis of CD44 expression in transfected 293T cell line by CD44 monoclonal antibody (M03), clone 1E1. Lane 1: CD44 transfected lysate (Predicted MW: 39.4 KDa). Lane 2: Non-transfected lysate.



Western Blot detection against Immunogen (102.63 KDa).

## Biorbyt Ltd.

7 Signet Court, Swann's Road,  
Cambridge, CB5 8LA, United Kingdom  
Email: [info@biorbyt.com](mailto:info@biorbyt.com), [support@biorbyt.com](mailto:support@biorbyt.com)  
Phone: [+44 \(0\) 1223 859-353](tel:+44(0)1223859353) | Fax: [+1 \(415\) 651-8558](tel:+1(415)6518558)

## Biorbyt LLC.

68 TW Alexander Drive,  
Durham, NC, 27713, United States  
Email: [info@biorbyt.com](mailto:info@biorbyt.com), [support@biorbyt.com](mailto:support@biorbyt.com)  
Phone: [+1 \(415\) 906-5211](tel:+1(415)9065211) | Fax: [+1 \(415\) 651-8558](tel:+1(415)6518558)