

Product Datasheet

CD44 monoclonal antibody (M13), clone 4D2 (orb2294759)

Description	Mouse monoclonal antibody raised against a full-length recombinant CD44.
Species/Host	Mouse
Reactivity	Human
Conjugation	Unconjugated
Tested Applications	ELISA, WB
Immunogen	CD44 (AAH04372, 1 a.a. ~ 699 a.a) full-length recombinant protein with GST tag. MW of the GST tag alone is 26 KDa.
Preservatives	In 1x PBS, pH 7.4
Storage	Maintain refrigerated at 2-8°C for up to 2 weeks. For long term storage store at -20°C in small aliquots to prevent freeze-thaw cycles.
Note	For research use only
Protein Sequence	MDKFWWHAAWGLCLVPLSLAQIDLNITCRFAGVFHVEKNGRYSISRTEAADLCKAFNSTLP TMAQMEKALSIGFETCRYGFIEGHVVIPRIHPNSICAAANTGVYILTSNTSQYDTCFNASAP PEEDCTSVTDLPNAFDGPITITIVNRDGPTRYVQKGEYRTNPEDIYPSNPTDDDVSSESSERS STSGGYIFYTFSTVHIPDEDSPWITDSTDRIPATSTSSNTISAGWEPNEENEDRDRHLSFS GSGIDDEDIFISSTISTTPRAFDTKQNDQWQWNPESHNPVLLQTTTRMTDVRNGTT AYEGNWNPEAHPPLIHHEHHEEEETPHSTSTIQATPSSTTEETATQKEQWFGNRWHEGYR QTPREDSHSTTGTAASAHTSHPMQGRTPSPEDSSWTDFFNPISHPMGRGHQAGRRMD MDSSHSTTLQPTANPNTGLVEDLDRTGPLSMTTQQSNSQSFSTSHGLEEDKDHPPTSTLT SSNRNDVTGRRDPNHSEGSTTLLEGYTSYHPHTKESRTFIPVTSAKTGSFGVTAVTVGDS NSNVNRSLSGDQDTFHPSGGSHHTHGESDGHSHGSQEGGANTTSGPIRTPQIPEWLILLA SLLALALILAVCIAVNSRRRCGQKKLVINSGNGAVEDRKPSGLNGEASKSQEMVHLVNKES SETPDQFMTAETRNLQNVDKIGV
Isotype	IgG2a Kappa

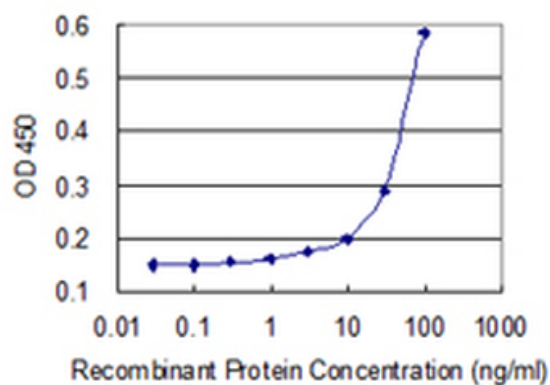
Biorbyt Ltd.

7 Signet Court, Swann's Road,
Cambridge, CB5 8LA, United Kingdom
Email: info@biorbyt.com, support@biorbyt.com
Phone: [+44 \(0\) 1223 859-353](tel:+44(0)1223859353) | Fax: [+1 \(415\) 651-8558](tel:+1(415)6518558)


Biorbyt LLC.

68 TW Alexander Drive,
Durham, NC, 27713, United States
Email: info@biorbyt.com, support@biorbyt.com
Phone: [+1 \(415\) 906-5211](tel:+1(415)9065211) | Fax: [+1 \(415\) 651-8558](tel:+1(415)6518558)


Clonality	Monoclonal
Clone Number	4D2
NCBI	AAH04372
Expiration Date	12 months from date of receipt.



Detection limit for recombinant GST tagged CD44 is 3 ng/ml as a capture antibody.



Western Blot analysis of CD44 expression in transfected 293T cell line by CD44 monoclonal antibody (M13), clone 4D2. Lane 1: CD44 transfected lysate (Predicted MW: 39.4 KDa). Lane 2: Non-transfected lysate.



Western Blot detection against Immunogen (102.63 KDa).

Biorbyt Ltd.

7 Signet Court, Swann's Road,
Cambridge, CB5 8LA, United Kingdom
Email: info@biorbyt.com, support@biorbyt.com
Phone: [+44 \(0\) 1223 859-353](tel:+44(0)1223859353) | Fax: [+1 \(415\) 651-8558](tel:+1(415)6518558)

Biorbyt LLC.

68 TW Alexander Drive,
Durham, NC, 27713, United States
Email: info@biorbyt.com, support@biorbyt.com
Phone: [+1 \(415\) 906-5211](tel:+1(415)9065211) | Fax: [+1 \(415\) 651-8558](tel:+1(415)6518558)