

Product Datasheet

CD44 monoclonal antibody (M18), clone 1F4 (orb2294757)


Description	Mouse monoclonal antibody raised against human CD44.
Species/Host	Mouse
Reactivity	Human
Conjugation	Unconjugated
Tested Applications	ELISA, WB
Immunogen	A synthetic peptide corresponding to human CD44
Preservatives	In 1x PBS, pH 7.4
Storage	Maintain refrigerated at 2-8°C for up to 2 weeks. For long term storage store at -20°C in small aliquots to prevent freeze-thaw cycles.
Note	For research use only
Protein Sequence	KGEYRTNPEDIYPSNPTDDDC
Isotype	IgG2a Kappa
Clonality	Monoclonal
Clone Number	1F4
NCBI	NP_000601.3
Expiration Date	12 months from date of receipt.

Biorbyt Ltd.

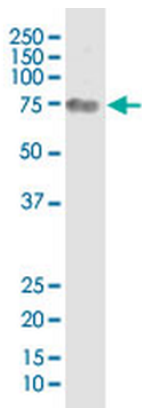
7 Signet Court, Swann's Road,
Cambridge, CB5 8LA, United Kingdom
Email: info@biorbyt.com, support@biorbyt.com
Phone: [+44 \(0\) 1223 859-353](tel:+44(0)1223859353) | Fax: [+1 \(415\) 651-8558](tel:+1(415)6518558)

Biorbyt LLC.


68 TW Alexander Drive,
Durham, NC, 27713, United States
Email: info@biorbyt.com, support@biorbyt.com
Phone: [+1 \(415\) 906-5211](tel:+1(415)9065211) | Fax: [+1 \(415\) 651-8558](tel:+1(415)6518558)



CD44 monoclonal antibody (M18), clone 1F4. Western Blot analysis of CD44 expression in HeLa.



CD44 monoclonal antibody (M18), clone 1F4. Western Blot analysis of CD44 expression in human spleen.



CD44 monoclonal antibody (M18), clone 1F4. Western Blot analysis of CD44 expression in MDA-MB-231.

Biorbyt Ltd.

7 Signet Court, Swann's Road,
Cambridge, CB5 8LA, United Kingdom
Email: info@biorbyt.com, support@biorbyt.com
Phone: [+44 \(0\) 1223 859-353](tel:+44(0)1223859353) | Fax: [+1 \(415\) 651-8558](tel:+1(415)6518558)

Biorbyt LLC.

68 TW Alexander Drive,
Durham, NC, 27713, United States
Email: info@biorbyt.com, support@biorbyt.com
Phone: [+1 \(415\) 906-5211](tel:+1(415)9065211) | Fax: [+1 \(415\) 651-8558](tel:+1(415)6518558)