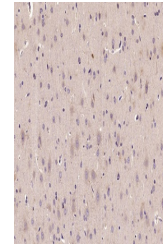


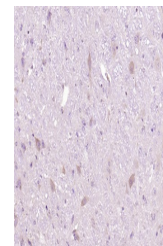
Product Datasheet

CDK5 (phospho-Tyr15) antibody (orb2268)

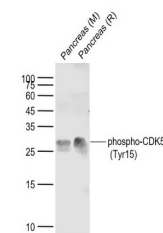
Description	CDK5 (phospho-Tyr15) antibody
Species/Host	Rabbit
Reactivity	Mouse, Rat
Conjugation	Unconjugated
Tested Applications	IHC-P, WB
Immunogen	KLH conjugated synthesised phosphopeptide derived from human CDK5 around the phosphorylation site of Tyr15 (GT(p-Y)GT)
Target	phospho-CDK5 (Tyr15)
Preservatives	0.01M TBS(pH7.4) with 1% rAlbumin, 0.03% Proclin300 and 50% Glycerol.
Form/Appearance	Liquid
Concentration	1mg/ml
Storage	Shipped at 4°C. Store at -20°C for one year. Avoid repeated freeze/thaw cycles.
Note	For research use only
Isotype	IgG
Clonality	Polyclonal
MW	32 kDa
Uniprot ID	Q00535
Dilution Range	WB=1:500-2000, IHC-P=1:100-500
Expiration Date	12 months from date of receipt.



IHC-P analysis of Rat brain using phosph...



IHC-P analysis of mouse cerebellum using...



Western blot: Lane 1:Pancreas (Mouse);Lan...